

RECYCLING CONTAINERS

RECYCLING CONTAINERS, TOPS & BOXES

For use in areas of high paper generation, such as near copiers, printers and in mailrooms.

- Serves as a convenient central collection site for multiple workstations
- Recycling boxes are perfect for curbside recycling programs
- Contains post-consumer recycled resin (PCR) exceeding EPA guidelines



Model No.	Mfg. No.	Description	Capacity US Gal.	Dimensions"	Colour	Wt. lbs.
STATION CONTAINERS						
NH779	3958-73	Square Recycling Container with Recycle Symbol	35	19 1/2 sq x 27 5/8 H	Dark Blue	9.86
NH780	3959-73	Square Recycling Container with Recycle Symbol	50	19 1/2 sq x 34 1/4 H	Dark Blue	13.47
STATION CONTAINER TOPS						
NH763	2791	Untouchable® Bottle and Can, Recycling Top, Fits NH779, NH780 Containers	-	-	Dark Blue	7.05
NH764	2794	Untouchable® Paper Recycling Top, Fits NH779, NH780 Containers	-	-	Dark Blue	7.05
RECYCLING BOXES						
JC060	5714-73	Recycling Box	14	20 3/4 L x 16 W x 14 3/4 H	Blue	4.5
JC061	5714-73	Recycling Box	14	20 3/4 L x 16 W x 14 3/4 H	Green	4.5
JC062	5718-73	Recycling Box	18	25 3/4 L x 16 W x 14 3/4 H	Blue	5
JC063	5718-73	Recycling Box	18	25 3/4 L x 16 W x 14 3/4 H	Green	5

RECYCLING CONTAINERS

- Promote fast, easy and efficient recycling collection
- All-plastic construction will not rust, chip or peel
- Blue colour in a variety of shapes and capacities to suit your workspace
- Recycling symbol imprinted on the containers
- Contains post-consumer recycled resin (PCR) exceeding EPA Guidelines



A. DESKSIDE CONTAINERS

- Designed to be used with existing office containers and accessories
- Easy and effective way to collect waste paper
- JC134 fits inside or outside of deskside containers - allows for easy separation of trash and recycling

Model No.	Mfg. No.	Capacity US Qt.	Dimensions L" x W" x H"	Wt. lbs.
NG274	2955-73	13 5/8	11 3/8 x 8 1/4 x 12 1/8	2
NA737	2956-73	28 1/8	14 3/8 x 10 1/4 x 15	2
NG277	2957-73	41 1/4	15 1/4 x 11 x 19 7/8	3
JC134*	2950-73	4 3/4	10 5/8 x 7 1/4 x 11 1/2	0.75

*Fits NA737 & NG277 only

B. STATION CONTAINERS

- Serves as a convenient central collection site for multiple workstations
- For use in areas of high paper generation, such as near copiers, printers and in mailrooms
- Available in Untouchable® containers, half, round and square and Slim Jims®

Model No.	Mfg. No.	Description	Capacity US Gal.	Dimensions L" x W" x H"	Wt. lbs.
UNTOUCHABLE® CONTAINERS					
NG279	3520-73	Half Round	21	21 x 11 x 28	8
JB606	3569-73	Square	23	16 x 15 x 31	7
JB607	2689-88	Swing Top - Black	-	16 x 16 x 4	3
SLIM JIM® CONTAINERS					
NG283	3540-74	Slim Jim®	23	20 x 11 x 30	8
NG266	2703-88	Slim Jim® Paper Top w/No Imprint	-	20 1/2 x 11 5/16 x 2 3/4	3
JB525	2673-60	Slim Jim® Untouchable® Top w/No Imprint	-	20 1/2 x 11 3/8 x 5	3

C. COLLECTION CONTAINERS

- Serves as a central collection container or shipping container, reducing the amount of handling
- Transport recyclable waste with ease and efficiency
- 8" rubber casters on dolly, sold separately
- Colour of dollies: Black

Model No.	Mfg. No.	Description	Capacity US Gal.	Dimensions"	Wt. lbs.
BRUTE® CONTAINERS					
NG288	2620-73	Round	20	19 1/2 Dia. x 22 7/8 H	7
NA697	2632-73	Round	32	22 Dia. x 27 1/4 H	11
JE165	2643-73	Round	44	24 Dia. x 31 1/2 H	14
NA704	2640	Round Dolly for 20, 32 and 44 US gal. Containers	-	18 Dia. x 5 1/4 H	8
NG292	3536-73	Square	40	23 1/2 sq. x 28 3/4 H	15
NA757	3530	Square Dolly for 28 and 40 US gal. Containers	-	17 1/4 sq. x 6 1/4 H	7

RECYCLING CONTAINERS

GLUTTON® RECYCLING STATIONS

- All-plastic construction resistant to corrosion and withstands impacts

GLUTTON® STATIONS

- Two Glutton® containers, four Slim Jim® containers, one station lid frame, eight restrictive-opening tops (four circles, two slots, one square, one triangle) and one label pack containing both iconic labels and word labels in three languages (English, French, Spanish)
- Dimensions: 53" L x 24" W x 35.3" H
- 92-gallon capacity

Model No. JB612 Mfg. No. 1792372 Dark Blue

Model No. JB613 Mfg. No. 1792374 Beige



JB612



1/2 GLUTTON® STATIONS

- One Glutton® container, two Slim Jim® containers, one lid, three restrictive openings and label pack
- Dimensions: 26.8" L x 24" W x 35.3" H
- 46-gallon capacity
- Colour: Dark blue

Model No. JC092 Mfg. No. 1792339



JC092

SLIM JIM® WITH VENTING CHANNELS

- Durable, all-plastic construction
- Efficient size and shape fits tight spaces
- Venting channels reduces lifting force by 68% on average, which enhances workplace ergonomics
- Integrated handles allow for easier lifting
- Available with universal recycling symbol imprint
- Stainless steel dolly resists rusting, provides easy mobility and fits all Slim Jim®'s containers
- Bases and tops sold separately



JB530



JB521

JB524



Model No.	Mfg. No.	Description	Capacity US Gal.	Dimensions L" x W" x H"	Colour
JB519	3540-60	Container	23	22 x 11 x 30	Black
JB520	3540-60	Container	23	22 x 11 x 30	Beige
JB521	3540-60	Container	23	22 x 11 x 30	Grey
JB523	3540-07	Container	23	22 x 11 x 30	Green
JB524	3540-07	Container w/Recycling Symbol	23	22 x 11 x 30	Blue
JB525	2673-60	Swing Top	-	20.6 x 11.6 x 5	Black
JB529	2674	Hinge Top	-	21.9 x 13.45 x 1.24	Black
JB530	3553	Slim Jim® Dolly	-	20.3 x 9.3 x 9.5	Stainless Steel

HALF MOON BULLSEYE™ RECYCLING CONTAINERS

- Ideal for use in tight areas; can be placed directly against a wall
- Round opening for cans and bottles or rectangular slot for paper
- Colour: Blue
- Other colours available (sandstone, greenstone and granite grey)
- Decals sold separately



NC442



Model No.	Capacity Gal.	Opening	Dimensions L" x W" x H"
NC442	15	Round	22 1/2 x 12 1/4 x 36
NC443	15	Rectangular	22 1/2 x 12 1/4 x 36

DECALS

Model No.	Description	Language
JD323	Cans Only	Bilingual
JD324	Cans & Glass Only	Bilingual
JD325	Cans, Glass & Plastic Only	Bilingual

SLIM JIM® CONTAINERS & TROLLEY SYSTEMS

- Durable, all-plastic construction
- Efficient size and shape fits tight spaces
- Linking trolley moves multiple units, or can be used individually as a dolly
- Trolley accepts both size containers
- Bases and tops sold separately



NG266

NG269

NG267

NG263



Model No.	Mfg. No.	Description	Capacity US Gal.	Dimensions L" x W" x H"	Colour
NA765	3540	Container	23	20 x 11 x 30	Beige
NG262	3540	Container	23	20 x 11 x 30	Blue
NG261	3540	Container	23	20 x 11 x 30	Brown
NA766	3540	Container	23	20 x 11 x 30	Grey
NG263	3541	Container	15.9	23 1/8 x 11 x 24 7/8	Beige
NG264	3541	Container	15.9	23 1/8 x 11 x 24 7/8	Blue
NG265	3541	Container	15.9	23 1/8 x 11 x 24 7/8	Grey
NG266	2703	Paper Recycling Top	-	20 3/8 x 11 5/16 x 2 3/4	Blue
NG267	2692	Bottle and Can Recycling Top	-	20 3/8 x 11 5/16 x 2 3/4	Green
NG269	2688	Handle Top	-	20 3/8 x 11 5/16 x 2 3/4	Grey
NG271	3551	Slim Jim® Trolley	-	23 7/16 x 15 x 10 13/16	Black
COMBO					
NG969	3542-20	NG265 Container and NG269 Handle Top	-	-	Grey

BULLSEYE™ RECYCLING CONTAINERS

- Ideal for the separation of recyclables
- Round hole for cans and bottles or a rectangular slot for paper
- Colour: Blue
- Other colours available (sandstone, greenstone and granite grey)
- Decals sold separately



Model No.	Capacity Gal.	Opening	Dimensions L" x W" x H"
NA804	16	Round	20 1/2 x 11 x 34
NA806	30	Round	20 1/2 x 20 1/2 x 34
NA805	16	Rectangular	20 1/2 x 11 x 34
NA807	30	Square	20 1/2 x 20 1/2 x 34

DECALS

Model No.	Description	Language
JD326	Glass Only	Bilingual
JD327	Plastic Only	Bilingual
JD328	Paper Only	Bilingual

WASTE CONTAINERS

BRUTE® VENTED CONTAINERS, TOPS & DOLLIES

- Extra strong polyethylene construction withstands bumps and kicks; will not rust, chip or peel
- Nest for easy storage and cleans easily due to seamless construction
- New venting channels on 20, 32, and 44 gallon containers allow for easy removal of garbage bags
- Pro-Touch™ handle grips allow for comfortable gripping and lifting
- Four cinches on container enable users to secure bags to container
- Choice of snap-on flat lid or dome top
- Dome top turns container into a rugged outdoor receptacle
- Door swings shut to keep out water and trap odours
- Dome top also fits 45-gallon steel drums
- Twist-on round 5-wheel dolly fits 20-55 US gallon containers
- Universal 5-wheel dolly fits any size round Brute® container and supports up to 500 lbs.

Note: Items shown in rim caddy **NI596** are not included.

Model No.	Mfg. No.	Description	Capacity US Gal.	Dimensions Dia." x H"	Colour	Wt. lbs.
NA685*	2610	Brute® Container	10	15 5/8 x 17 1/8	Grey	3
NA686*	2610	Brute® Container	10	15 5/8 x 17 1/8	White	3
NA683*	2609	Flat Lid	-	16 x 1	Grey	1
NA684*	2609	Flat Lid	-	16 x 1	White	1
NA691*	2620	Brute® Vented Container	20	19 1/2 x 22 7/8	Grey	7
NA692*	2620	Brute® Vented Container	20	19 1/2 x 22 7/8	White	7
NA693*	2620	Brute® Vented Container	20	19 1/2 x 22 7/8	Yellow	7
NG250	2620	Brute® Vented Container	20	19 1/2 x 22 7/8	Blue	7
NA687*	2619	Flat Lid	-	19 7/8 x 1 1/4	Grey	2
NA688*	2619	Flat Lid	-	19 7/8 x 1 1/4	White	2
NA689*	2619	Flat Lid	-	19 7/8 x 1 1/4	Yellow	2
NA698*	2632	Brute® Vented Container	32	22 x 27 1/4	Grey	11
NA699*	2632	Brute® Vented Container	32	22 x 27 1/4	White	11
NA700*	2632	Brute® Vented Container	32	22 x 27 1/4	Yellow	11
NG251	2632	Brute® Vented Container	32	22 x 27 1/4	Blue	11
NG551	2632	Brute® Vented Container	32	22 x 27 1/4	Red	11
NA694*	2631	Flat Lid	-	22 1/4 x 1 3/8	Grey	3
NA695*	2631	Flat Lid	-	22 1/4 x 1 3/8	White	3
NA696*	2631	Flat Lid	-	22 1/4 x 1 3/8	Yellow	3
NA701	2637	Dome Top	-	22 11/16 x 12 1/4	Grey	15
NA703*	2637	Dome Top	-	22 11/16 x 12 1/4	Red	15
JB463*	2643	Brute® Vented Container	44	24 x 31 1/2	Grey	14
NA706*	2643	Brute® Vented Container	44	24 x 31 1/2	White	14
JB465*	2643	Brute® Vented Container	44	24 x 31 1/2	Yellow	14
JB466	2643	Brute® Vented Container	44	24 x 31 1/2	Blue	14
JB467*	2645	Flat Lid	-	24 1/2 x 1 1/2	Black	4
JB616*	2645	Flat Lid	-	24 1/2 x 1 1/2	White	4
JB618*	2645	Flat Lid	-	24 1/2 x 1 1/2	Yellow	4
NA712	2647	Dome Top	-	24 13/16 x 12 19/32	Grey	16
NA713	2647	Dome Top	-	24 13/16 x 12 19/32	Red	16
NA716*	2655	Brute® Container	55	26 1/2 x 33	Grey	16
NA715*	2654	Flat Lid	-	26 3/4 x 2	Grey	4
NA717	2657	Dome Top	-	27 1/4 x 14 1/2	Grey	17
NA718	2657	Dome Top	-	27 1/4 x 14 1/2	Red	17
NA704	2640	Twist-On Dolly	20 - 55	18 x 6 1/2	Black	8
NA714	2650	Universal Dolly	10 - 55	24 3/8 x 7 1/8	Black	17
NI596	9W87	Rim Caddy for 44-Gallon Container (32 1/2 L" x 26 1/2 W" x 6 3/4 H")			Yellow	5

* Accepted for use in Canadian food processing facilities



NA694



Dome Top

JB463



NA704



NA714



NI596 Rim Caddy for 44-Gallon Container (Sold Separately)



SQUARE BRUTE® CONTAINERS, TOPS & DOLLIES

- Extra strong polyethylene construction withstands bumps and kicks; will not rust, chip or peel
- Built-in handles, double-ribbed base for increased stability and dragging capacity
- and seamless construction with rounded corners for easy cleaning
- Twist-on dolly for easy mobility
- Strong, snap-on lid keeps odours in
- Grey and white are USDA Meat and Poultry Equipment Group listed

Note: Items shown in caddy bag **NC428** are not included.

Model No.	Mfg. No.	Description	Capacity US Gal.	Dimensions L" x W" x H"	Colour	Wt. lbs.
NC425†	3526	Brute® Container	28	21 1/2 x 21 1/2 x 22 1/2	Grey	10
NC426†	3526	Brute® Container	28	21 1/2 x 21 1/2 x 22 1/2	White	10
NA754	3527	Flat Lid	-	22 x 22 x 2	Grey	3
NA755†	3527	Flat Lid	-	22 x 22 x 2	White	3
NA758	3536	Brute® Container	40	23 1/2 x 23 1/2 x 28 3/4	Grey	15
NA759	3536	Brute® Container	40	23 1/2 x 23 1/2 x 28 3/4	White	15
NA762	3539	Flat Lid	-	24 x 24 x 2	Grey	4
NA763	3539	Flat Lid	-	24 x 24 x 2	White	4
NA757***	3530	Twist-On Dolly	-	17 1/4 x 17 1/4 x 6 1/4	Black	7
NC428*	2642	Brute® Caddy Bag	-	20 x 20 x 20 1/2	Yellow	2

* Fits 40 US gallon containers only. ** Weight Capacity: 250 lbs.

† Accepted for use in Canadian food processing facilities



NC425

NC428 Caddy Bag for 40-Gallon Container (Sold Separately)

WASTE CONTAINERS & DRUM TOPS

UNTOUCHABLE™ CONTAINERS

- Durable tough polyethylene construction, crack resistant and ideal for indoors or outdoors use
- Ideal for hotel lobbies, restrooms, shopping malls, restaurants and snack areas
- Optional swing top or flat top swings open freely
- ADA compliant, touch free

Model No.	Mfg. No.	Description	Capacity US Gal.	L"	x	W"	x	H"	Colour	Wt. lbs.
JB619	3569	Untouchable™ Container	23	16 1/2	x	15 1/2	x	31	Beige	7
JB620	3569	Untouchable™ Container	23	16 1/2	x	15 1/2	x	31	Grey	7
JB608	2689	Swing Top	-	16	x	16	x	4	Beige	3
JB607	2689	Swing Top	-	16	x	16	x	4	Black	3
NC432	3958	Untouchable™ Container	35	19 5/8	x	19 5/8	x	27 1/4	Beige	9
NC433	3958	Untouchable™ Container	35	19 5/8	x	19 5/8	x	27 1/4	Grey	9
NC434	3959	Untouchable™ Container	50	19 3/4	x	19 3/4	x	34	Beige	13
NC435	3959	Untouchable™ Container	50	19 3/4	x	19 3/4	x	34	Grey	13
NC436	2664	Swing Top	-	20 1/8	x	20 1/8	x	6 1/4	Beige	4
NC437	2664	Swing Top	-	20 1/8	x	20 1/8	x	6 1/4	Grey	4
NA751	3520	Untouchable™ Half Round Container	-	21	x	11	x	28	Beige	8
NA752	3520	Untouchable™ Half Round Container	-	21	x	11	x	28	Grey	8
NI551	3620	Half Round Lid	-	21 5/16	x	21 1/3	x	9 1/6	Black	3



MARSHALL™ CONTAINERS

- Under normal use (with top on and swing door shut) the container will restrain flames and extinguish them
- Optional grey rigid liner
- ADA compliant

Model No.	Mfg. No.	Capacity US Gal.	Dimensions Dia." x H"	Wt. lbs.
Beige	Brown			
NH381	NH382	8160	15 x 15 3/8 x 36 1/2	20
NH383	NH384	8170	21 x 18 x 42	23

RIGID LINERS

Model No.	Mfg. No.	Capacity US Gal.	For Container	Dimensions Dia." x H"	Wt. lbs.
NA770	3550	12 1/8	15 US gal.	12 x 27 1/4	5
NA771	3552	22	21 US gal.	14 1/2 x 30 1/8	7

FIRE RESISTANT WASTEBASKETS

- Rounded corners add strength and durability; will not rust, chip or dent
- U.L. classified containers contain burning paper without the wastebasket melting or contributing fuel to the container's contents
- CSFM approved and UL listed



Model No.	Mfg. No.	Capacity Quarts	Dimensions L" x W" x H"	Wt. lbs.
Beige	Black			
NA676	NA677	2541	11.2 x 8.3 x 12.3	5
NA678	NA679	2543	14.5 x 10.5 x 15.3	6
NC438	-	2544	15.0 x 11.3 x 20.0	8

ROUND TOP CONTAINERS

- A proven fire safe approach to indoor litter control without sacrificing appearance or performance
- Self-extinguishing design
- Self-closing stainless steel door snuffs out fires
- Durable Uni-Koat® powder coated finish
- Non-corrosive stainless steel base ring protects floors and carpets
- Galvanised liner makes emptying easy
- Complies with OSHA and ADA standards
- FM, CSFM approved and UL listed

Model No.				Capacity	Dim.	Wt.
White	Black	Almond	Chrome	US Gal.	Dia." x H"	lbs.
NA889	NH047	-	-	12	15 x 30	22
NA890	NH048	NH049	-	15	15 x 36	26
-	-	-	NA891	15	15 x 36	26



RANGER™ CONTAINERS

- Seamless structural web construction will not rust, corrode and is easy to clean
- Metal bag straps provide a secure method of liner retention
- Optional pedestal base design for 45 gallons and up provides stability even in outdoor environments
- UL classified and FM approved on models with doors
- ADA compliant



Model No.			Mfg.		Capacity	Dimensions					Wt.
Beige	Brown	Black	No.	Description	US Gal.	L"	x	W"	x	H"	lbs.
JB531	JB532	JB533	8430-88	1 Door Top	35	21.5	x	21.5	x	41	30
JB534	-	JB535	9171-88	2 Door Top	45	24.8	x	24.8	x	41.5	41
JB536	-	JB537	9173-88	4 Openings	45	24.8	x	24.8	x	41.5	37
JB538	-	JB539	9175-00	2 Door Top	65	24.8	x	24.8	x	49.25	50
JB540	-	JB541	9176-00	4 Openings	65	24.8	x	24.8	x	49.25	60
JB542	-	JB543	9177-00	Weighted Base	-	24.5	x	24.5	x	6	8.5

SELF-CLOSING DRUM TOPS

- Convert metal or plastic drums into safe waste containers
- Self-closing push door controls odours
- Thumb screws for fastening
- FM approved when used with a steel drum



Drums Not Included



Model No.	Colour	Diameter"	Wt. lbs.
NA669	Green	24 1/2	12
NA670	Red	24 1/2	12
NH720	Black	24 1/2	12
NA672	Green	20	9

WASTE CONTAINERS

GALVANISED GARBAGE CANS

- Uniform thickness throughout, no rough spots or barbs
- Handles are riveted in place for maximum strength
- Standard garbage cans are manufactured of pre-galvanised steel and come with plain covers
- Heavy-duty cans are manufactured of pre-galvanised steel with a heavier zinc coating for greater durability
- Covers are spring lock type with soldered seams, and 16-gauge steel reinforcing bands on the bottom
- Smooth, bright, rust proof finish
- NG311 comes with plain cover



Model No.	Capacity Gal.	Top Dia."	Bottom Dia."	O.A. Height"	Gauge	Wt. lbs.
STANDARD CANS						
NG307	9	15	13 3/4	18	30	6.5
NG309	16 1/2	17	15	26 3/4	30	9
NG310	20	17	15	30 3/4	30	9.5
HEAVY-DUTY CANS						
NG311	9	15	13 3/4	18	28	8
NG312	16 1/2	17	15	27 1/4	26	12.5
NG313	20	17	15	31	26	13

PRE-GALVANISED STEEL GARBAGE CANS

- Manufactured from 30-gauge pre-galvanised steel
- Top is 3/16" wire rolled
- Bottom is deeply formed for extra strength, raised 5/8" for longer life and handling ease
- Handles are smooth edged and riveted
- Single handled self-locking cover (included) is deeply formed and has reinforcing ribs for extra strength
- Smooth, bright, rust proof finish



Model No.	Capacity Gal.	Dimensions Dia." x H"	Wt. lbs.
NG314	14	17 x 23	8
NG315	16 1/2	17 x 26 3/4	8.5

GLUTTON™ CONTAINERS

- Sturdy heavy-duty plastic construction is easy to clean and requires no maintenance
- Perfect for large crowds and high traffic areas such as plant lunchrooms, manufacturing and shopping areas, parks and airports
- Designed to withstand extreme weather and handling
- Optional hooded top/rain shield available with or without doors
- Huge 50 US gallon capacity eliminates frequent emptying
- Optional hold down base, NI075 sold separately
- ADA compliant, touch free



Model No.	Mfg. No.	Description	Capacity US Gal.	L"	Dimensions W" x H"	Colour	Wt. lbs.
NA842	256B	Glutton™ Container	50	25 1/2	x 22 3/4 x 31 1/8	Brown	17
NA843	256B	Glutton™ Container	50	25 1/2	x 22 3/4 x 31 1/8	Cream	17
NA844	256V	Hooded Top w/o Doors	-	26 5/8	x 23 x 13	Brown	13
NA846	256V	Hooded Top w/o Doors	-	26 5/8	x 23 x 13	Red	13
NA848	256X	Hooded Top w/Doors	-	26 5/8	x 23 x 13	Brown	19
NA849	256X	Hooded Top w/Doors	-	26 5/8	x 23 x 13	Red	19
NA850	256K	Rigid Liner	-	23 1/4	x 20 1/4 x 29	Grey	9
NI075	256W	Base	-	21 1/8	x 18 x 5	Black	6

BRUTE® ROLL OUT CONTAINERS

- Containers are made of durable polyethylene that will not chip, crack or peel
- Hinged lids remains attached and locked for efficient handling
- One-piece body construction provides superior durability and strength

50 US GALLON

- Molded-in axle retainer adds strength
- New in-mold catch bar is compatible with semi-automated lift systems
- Heavy-duty, 8" wheels allow for easy mobility, even over steps and curbs

65 & 95 US GALLON

- Steel catch bar is compatible with semi-automated lift systems
- Molded-in foot filters helps manoeuvre heavy loads



Model No.	Mfg. No.	Dimensions L" x W" x H"	Capacity US Gal.	Colour	Wt. lbs.
NI825	9W27	29 x 23.5 x 36.75	50	Grey	27.13
NI824	9W27	29 x 23.5 x 36.75	50	Blue	27.13
NI485	9W21	25 x 32.3 x 41.8	65	Grey	25.6
NI486	9W22	36 x 27.3 x 45.6	95	Grey	36
NI487	9W22	36 x 27.3 x 45.6	95	Blue	36

SLIM JIM® WALL MOUNTED CONTAINERS

- Wall-mounting this unit maximises off-the-floor space and allows for floor cleaning
- Duramold® construction resists denting, chipping and peeling
- Dimensions: 19 1/2" L x 11 7/8" W x 32 5/8" H
- Capacity: 15 US gallons
- Weight: 12 lbs.
- FM approved for fire safety when wall mounted
- ADA compliant



NA817



Model No.	MFG No.	Colour
NA817	7822-00	Beige
JD954	1829401	Blue

RMP® GARBAGE BAGS

- Bags are "Best in Class" on attributes such as energy use, amount of recycled material, post consumer waste retrieved and re-used
- Quality of these "green bags" is as good as "non-green bags"
- Excellent strength and puncture resistance eliminate the need for double bagging
- Excellent performance when compared to standard in the category
- Certified UL ECOLOGO® by a well recognized Canadian third party certification body
- UL ECOLOGO® certified bags are less harmful for the environment

Model No.				Qty
Black	Clear	Dimensions"	Description	/Case
JD130	JD146	20 x 22	Utility	500
JD131	JD147	22 x 22	Utility	500
JD132	JD148	24 x 22	Utility	500
JD133	JD135	22 x 24	Utility	500
JD134	JD150	26 x 36	Regular	250
JD135	JD151	26 x 36	Strong	200
JD136	JD152	26 x 36	X-Strong	150
JD137	JD153	30 x 38	Regular	250
JD138	JD154	30 x 38	Strong	200
JD139	JD155	30 x 38	X-Strong	150
JD140	JD156	35 x 50	Regular	250
JD141	JD157	35 x 50	Strong	200
JD142	JD158	35 x 50	X-Strong	150
JD143	JD159	42 x 48	Regular	250
JD144	JD160	42 x 48	Strong	200
JD145	JD161	42 x 48	X-Strong	150



SALT/SAND CONTAINERS

SALT/SAND CONTAINERS GP1000

- Ideal for schools, public works, parks and recreation, fire departments, transit, hydro, police and curbside or mobile locations
- Rugged, double-walled, one-piece construction
- Molded from industrial strength polyethylene
- Weather-resistant, corrosion-free
- Heavy-duty capacity: 1000 lbs. or 11 cu.ft.
- 1-year warranty



ND341



Model No.	Description	Dimensions				Colour
		L"	x	W"	x H"	
ND203	Body Only	42	x	29	x 30	Yellow
ND204	w/Casters and Hasp	42	x	29	x 36	Yellow
ND338	w/Casters Only	42	x	29	x 36	Yellow
ND339	w/Hasp Only	42	x	29	x 30	Yellow
ND335	Body Only	42	x	29	x 30	Grey
ND336	w/Casters and Hasp	42	x	29	x 36	Grey
ND340	w/Casters Only	42	x	29	x 36	Grey
ND341	w/Hasp Only	42	x	29	x 30	Grey

STORALL 1000 GENERAL PURPOSE CONTAINERS

Molded from durable UV stabilized polyethylene, the StorAll is designed to provide year-round maintenance free protection for your items.

- Ideal for campgrounds, cottages, businesses, farms, trailer parks, golf courses, marinas, etc.
- Double-walled lid and convex base
- Knuckle and rod reinforced hinge design
- Molded forklift feet and lifting handles
- Keeps contents safe and dry
- Stacking design saves space and costs of shipping
- Stacks 10 high in a trailer un-skidded and 9 high skidded
- 48" L x 30" W x 29" H
- Capacity: 1000 lbs. or 13 cu.ft.

Model No. CC389 Yellow

Model No. CC390 Grey

Model No. CC391 Yellow w/Hasp

Model No. CC392 Grey w/Hasp



ON-SITE 55 SALT/SAND CONTAINERS

- Tough polyethylene construction
- Versatile unit ideal for indoor and outdoor use
- Ideal for salt and sand, utility storage, garbage, etc.
- 32" L x 23" W x 23" H
- Capacity: 500 lbs. or 5.5 cu.ft.

Model No NJ091 Yellow

Model No NJ092 Grey



STORALL 500 CONTAINERS

The StorAll 500 is a versatile container designed for year-round storage of salt/grit. Its unique nesting design reduces storage space requirements and lowers the cost of transportation.

- Ideal for schools, public works, parks and recreation, subways, bus terminals and any public/private walkway
- Made of tough, durable polyethylene construction
- Molded forklift and hand recessed holes
- Double wall reinforced lid
- Knuckle and rod reinforced hinge design
- Weather-resistant, corrosion-free
- Stacks up to seven high
- Capacity: 500 lbs. or 5.5 cu.ft.
- 1-year warranty



Model No.	Dimensions				Colour
	L"	x	W"	x H"	
ND202	30	x	24	x 24	Grey
ND337	30	x	24	x 24	Yellow

SOS™ STORAGE CONTAINERS

FEATURES:

- Rotationally molded of LLDPE
- Impact resistant
- Double wall lockable lid
- Water tight
- Lock not included
- 5-year warranty

APPLICATIONS:

Salt or sand - Pool or parking - Ship or shore - Dock or dugout - Farm or factory - Safety or security - Cottage or construction - Truck or trailer



Model No.	Dimensions				Capacity lbs.	Colour
	L"	x	W"	x H"		
ND700	30	x	24	x 24	500	Yellow
ND701	30	x	24	x 24	500	Grey
ND702	42	x	29	x 30	1000	Yellow
ND703	42	x	29	x 30	1000	Grey
NJ117	48	x	33	x 34	1750	Yellow
NJ118	48	x	33	x 34	1750	Grey
NJ119	72	x	36	x 36	3500	Yellow
NJ120	72	x	36	x 36	3500	Grey

1-GALLON POLYETHYLENE SCOOPS

- Rotationally molded with 1/4" thickness for industrial strength
- Ideal for: farm/feed, restaurant, salt and sand, compost/garden, industry
- Other colours available

Model No. PE095 Yellow

Model No. PE096 White



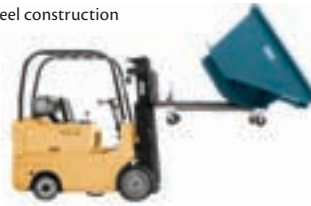
DUMPING HOPPERS & TILT TRUCKS

STEEL SELF-DUMPING HOPPERS

- Fork lift-operated self-dumping hoppers
- Designed specifically for efficient handling of scrap metal, raw materials and other bulk materials
- Available in capacities ranging from 1/2 to 5 cubic yards
- Can be fitted with casters for better mobility
- Standard 10-gauge thickness, heavy-duty 7-gauge thickness or extra heavy-duty 3-gauge steel construction
- Painted with epoxy primer and blue enamel finish
- F.O.B. Laval, QC or Calgary, AB



Casters sold separately



Hoppers roll forward when unlatched for easy dumping



Hoppers can be used with casters, a forklift truck or both

APPLICATION GUIDELINE

- Standard 10 gauge:** General use, factory waste and small metal parts.
- Heavy-Duty 7 gauge:** Rugged use, heavy-duty metals in construction field.
- Extra Heavy-Duty 3 gauge:** For extreme conditions, heavy material dropped in container. Handling of hot materials, in refineries.

CASTER SETS FOR HOPPERS:

- Set includes two rigid and two swivel

Standard 10 Ga. Model No.	Wt. lbs.	Heavy-Duty 7 Ga. Model No.	Wt. lbs.	Extra HD 3 Ga. Model No.	Wt. lbs.	Cap. Cu. Yards*	Dimensions L" x W" x H"			
NB949	438	NB950	597	NB948	796	1/2	48	x	42 1/4	x 29 1/8
NB955	468	NB956	638	NB954	850	3/4	57 9/16	x	42 1/4	x 36 1/4
NB967	495	NB968	675	NB966	898	1	63 1/8	x	42 1/2	x 40 1/4
NB961	563	NB962	767	NB960	1022	1 1/2	62 3/8	x	54 1/2	x 43 1/4
NB973	603	NB974	821	NB972	1095	2	62 5/8	x	67	x 43 5/8
NB979	696	NB980	948	NB978	1264	3	63 5/8	x	67	x 55 5/8
NB985	825	NB986	1150	NB984	1575	4	63 5/8	x	87	x 55 5/8

* Measured with overfill capacity

Model No.	Wheel Type	Capacity lbs.	Wt. lbs.
NB987	6" Phenolic	4000	8
NB988	6" Rubber	2000	11
NB989	6" Steel	4000	24
NB990	8" Phenolic	4000	16
NB991	8" Rubber	2000	20
NB992	8" Steel	4000	48

STEEL TILT TRUCKS

- Steel trucks provide long lasting durability
- Finished in blue enamel, and are mounted on two rigid and one swivel 6" rubber caster
- F.O.B. Laval, QC

Model No.	Capacity Cu.Yds.	Outside Dimensions L" x W" x H"				Steel Gauge	Wt. lbs.
NA991	1/2	50	x	30	x 36	12	150
NA993	1	66	x	30	x 42	12	250
NA992	1 1/2	66	x	30	x 48	12	320
NA994	2	78	x	38	x 48	12	400



NA991

POLYETHYLENE SELF-DUMPING HOPPERS

- Tilts a full 30° below horizontal to ensure complete dumping
- Pull-release safety latch prohibits premature dumping
- Used on a fork lift truck for elevated dumping or with polyolefin casters
- Smooth interior will not support bacteria growth and can be cleaned by steam or pressure washer
- Black body will not rust, corrode or pit
- Weight is 1/3 that of steel
- Ideal for compounding chemical powders, resins and granular materials
- Also ideal for the bulk handling of refuse
- Four 6" polyolefin casters available for all sizes



MK759 (no casters)



MK760 (with casters)

Model No.	Capacity Cu.Yds.	lbs.	Dimensions L" x W" x H"				Casters Included	Wt. lbs.
MK759	1/2	750	55	x	26 1/4	x 40	No	173
MK760	1/2	750	55	x	26 1/4	x 47 5/8	Yes	202
MK761	1	1000	71 1/2	x	31 1/4	x 44 7/8	No	224
MK762	1	1000	71 1/2	x	31 1/4	x 52 1/2	Yes	251
MK763	1 1/2	1000	83 5/8	x	42 7/8	x 49 1/8	No	307
MK764	1 1/2	1000	83 5/8	x	42 7/8	x 56 1/4	Yes	361
MK765	2	1000	83 7/8	x	46	x 49 1/2	No	303
MK766	2	1000	83 7/8	x	46	x 57 5/8	Yes	344
MK767	2 1/2	1000	83 1/2	x	55	x 49 1/2	No	305
MK768	2 1/2	1000	83 1/2	x	55	x 56 5/8	Yes	368



POLYETHYLENE TRUCKS

POLYETHYLENE DUMP TRUCKS

- Manœuvrable and easy to load and dump
- Speeds the handling of waste, scrap, shavings, or any other bulk materials that require efficient disposal
- Standard and heavy-duty units are contained in an all-welded steel chassis
- All units feature two large fixed front wheels, and smaller swivel casters at the rear



Model No.	Description	Capacities		Type Rear Wheels	Type Front Wheels	O.A. Dimensions			Wt. lbs.
		Cu.Yds.	lbs.			L"	x	H"	
MN084	Light-Duty	5/8	500	8" Mold-on Rubber	3" Non-Marking Rubber	54 1/2	x	36	64
NA982	Standard	5/8	850	10" Mold-on Rubber	5" Non-Marking Rubber	59	x	39	97
NA984	Standard	1.1	1250	12" Mold-on Rubber	5" Mold-on Rubber	72	x	40	162
NI261	Heavy-Duty	1.1	2000	12" Mold-on Rubber	5" Mold-on Rubber	72	x	40	175

POLYETHYLENE TILT TRUCKS

- Sturdy, rotationally-molded plastic construction ensures easy manœuvrability and dumping
- Smooth surface is easy to clean and resists pitting and corroding
- Inset wheel and axle design helps prevent damage to surfaces and equipment
- Accepted for use in Canadian food processing facilities



Model No.	Capacity		Dimensions					Wt. lbs.
	Cu. Yds.	lbs.	L"	x	W"	x	H"	
MK788	1/2	450	56 3/4	x	28	x	38 1/2	63
MK769*	1/2	850	60 1/2	x	28	x	38 1/2	77
MK789	1	850	72 1/4	x	33 1/2	x	43 3/4	111
MK770*	1	1250	72 1/4	x	33 1/2	x	43 3/4	111
MK790**	1	2100	72 1/4	x	33 1/2	x	43 3/4	178

RECYCLING TILT TRUCKS

ML540	1/2	850	60 1/2	x	28	x	38 1/2	77
LIDS								
ML541	Lid for MK788 and MK769							
ML542	Lid for MK789, MK770 and MK790							

*Also available in:



** Towable tilt truck features tow hitch and hitch pin.



STRUCTURAL FOAM TILT TRUCKS

- Size and shape is designed to fit through commercial doorways and elevators
- Ergonomically designed steering handle provides excellent manœuvring and dumping capabilities
- Secondary handle, at the base, helps maintain control of the truck while finishing dumping action
- ML534, MK757 and ML536 feature quiet rolling non-marking grey casters and 12" wheels
- ML535, MK758 and ML537 have 12" black rubber wheels

Model No.	Capacity		Dimensions					Wt. lbs.
	Cu. Yds.	lbs.	L"	x	W"	x	H"	
ML534	1/2	450	57 1/2	x	26 3/4	x	33 3/4	87
ML535	1/2	850	57 1/2	x	26 3/4	x	33 3/4	96
MK757	3/4	600	64 1/2	x	30 1/4	x	38	92
MK758	3/4	1000	64 1/2	x	30 1/4	x	38	99
ML536	1	1250	70 3/4	x	33 1/2	x	42 1/4	139
ML537	1	2100	70 3/4	x	33 1/2	x	42 1/4	141



DOMES LIDS

Model No.	Description
ML538	Lid for ML534 and ML535
MK780	Lid for MK757 and MK758
ML539	Lid for ML536 and ML537



POLYETHYLENE TRUCKS

TAPERED WALL POLY BOX TRUCKS

- Bins are leakproof, easy to clean, food-approved natural white polyethylene
- Available with 3/4" BC fir plywood base or all-welded steel chassis with a durable Kleton blue enamel finish
- Four 4" non-marking bolted-on rubber casters (two swivel and two rigid)
- Stackable for storage
- Made of FDA-compliant materials



Heavy-Duty Steel Chassis



General Purpose Plywood Base

Model No.	Base	Capacity		O. A. Dimensions				Wt.
		Cu. ft.	lbs.	L" x W" x H"	lbs.			
NA039	Plywood	7	600	31 x 21 x 24	28			
NA040	Plywood	9	600	36 x 25 x 29	38			
NA041	Plywood	11	600	39 x 27 x 31	42			
NA042	Plywood	14	600	39 x 29 x 34	57			
NA043	Plywood	16	600	43 x 31 x 34	61			
NA056	Steel Chassis	11	1000	39 x 27 x 31	55			

STRAIGHT WALL POLY BOX TRUCKS

- Bins are leakproof, easy to clean, food-approved natural white polyethylene
- Available with 3/4" BC fir plywood base or an all-welded steel chassis with a durable Kleton blue enamel finish
- Two bolted-on swivel and two rigid casters
- Optional covers are available for many units
- Made of FDA-compliant materials



Heavy-Duty Steel Chassis



General Purpose Plywood Base

Model No.	Base	Capacity Cu. ft. lbs.		O.A. Dimensions L" x W" x H"			Wt. lbs.
4" NON-MARKING RUBBER CASTERS							
NA023	Plywood	8	600	28	x 28	x 32	45
NA024	Steel Chassis	8	1000	28	x 28	x 32	65
NA044	Plywood	11	600	39	x 27	x 29	57
NA045	Steel Chassis	11	1000	39	x 27	x 29	80
NA027	Plywood	14	600	46	x 29	x 31	64
NA058	Steel Chassis	14	1000	46	x 29	x 31	95
NA047	Plywood	16	600	41	x 31	x 37	77
NA048	Steel Chassis	16	1000	41	x 31	x 37	110
5" NON-MARKING RUBBER CASTERS							
NA030	Plywood	22	1000	58	x 34	x 33	102
NA025	Plywood	25	1000	51	x 34	x 39	109
5" SANDWICH CASTERS							
NA031	Steel Chassis	22	1500	58	x 34	x 33	150
NA989	Steel Chassis	25	1500	51	x 34	x 39	160
NA051	Steel Chassis	30	1500	66	x 36	x 38	180
NA050	Plywood	30	1500	66	x 36	x 38	114
NA034	Plywood	45	1500	77	x 40	x 44	165
6" MOLD-ON RUBBER							
NA035	Steel Chassis	45	2000	77	x 40	x 44	210

ELEVATED POLY BOX TRUCKS

- Rotationally molded polyethylene box, mounted on a raised steel chassis that elevates contents to working level
- Ideal for any application where constant loading and unloading operations are performed
- Capacity: 600 lbs.
- Made of FDA-compliant materials
- Covers available



NA055



Model No.	Capacity Cu. ft.	O.A. Dimensions				Outside Box Dimensions				Wt. lbs.		
		L"	x	W"	x	D"	L"	x	W"		x	H"
NA038	5	38	x	23	x	33	38	x	23	x	10	60
NA055	8	25	x	48	x	36	48	x	25	x	17 1/2	72
CA064	Cover for NA038											
CA070	Cover for NA055											

HEAVY-DUTY POLYETHYLENE BOX TRUCKS

- Tapered wall black recycled polyethylene body
- Available with 3/4" BC fir plywood base or an all-welded steel chassis
- Plywood base stacks easily for convenient storage
- Four 3" swivel polyolefin casters
- Steel base painted durable Kleton blue enamel finish



NE842 Steel

NE841 Plywood



Model No.	Base	Capacity		O.A. Dimensions				Wt. lbs.
		Cu. ft.	lbs.	L" x W" x H"				
NE839	Plywood	9	500	36 x 25 x 29			40	
NE840	Steel Chassis	9	800	36 x 25 x 30			58	
NE841	Plywood	11	500	39 x 27 x 31			45	
NE842	Steel Chassis	11	800	39 x 27 x 32			65	
NE843	Plywood	14	500	39 x 29 x 34			55	
NE844	Steel Chassis	14	800	39 x 29 x 35			80	
NE845	Plywood	16	500	43 x 31 x 34			65	
NE846	Steel Chassis	16	800	43 x 31 x 35			100	

LIGHT-DUTY POLYETHYLENE BOX TRUCKS

- Designed for lighter loads
- Rotomolded from black recycled plastic
- All-swivel threadguard casters
- NA005 includes a plywood base



NG697



Model No.	Capacity		Overall Dimensions				Caster Size"	Weight lbs.
	Cu. ft.	lbs.	L" x W" x H"					
NG697	9	175	36 1/2 x 24 1/2 x 26				2 1/2	23
NA005	12	200	39 x 27 x 29				3	30

POLYETHYLENE TRUCKS

EASY-ACCESS STARCARTS™

- Drop-style sidewall allows cart to be loaded and unloaded easily
- Treated plywood undercarriage
- 5" Threadguard casters available in corner or diamond pattern
- Grey



Model No.	Capacity Cu. ft.	Capacity lbs.	O.A. Dimensions L" x W" x H"	Caster Placement	Wt. lbs.
MN645	19	800	43 x 31 x 36	Corner	52
MN646	19	800	43 x 31 x 36	Diamond	52
NA009	21	900	46 x 31 x 39	Corner	75
NA010	21	900	46 x 31 x 39	Diamond	75
MN132	24	900	46 x 31 x 49	Corner	85
MN133	24	900	46 x 31 x 49	Diamond	85
NA011	24	900	63 x 31 x 39	Corner	100
NA012	24	900	63 x 31 x 39	Diamond	100

MINI STARCARTS™

- Designed to take the punishment of industrial and institutional applications at an economical price
- Polyethylene construction
- Plated steel undercarriage
- 3" all swivel Threadguard casters, corner placement
- Grey



Model No.	Capacity Cu. ft.	Capacity lbs.	O.A. Dimensions L" x W" x H"	Wt. lbs.
NC460	5	200	21 x 21 x 27	20
NC461	6	200	33 x 19 x 28	25
NC462	7	200	33 x 23 x 24	25
NC463	7	200	24 x 24 x 38	30
NA001	8	300	35 x 25 x 25	30
NC464	9	300	48 x 19 x 28	40

STARCARTS™

- Heavy-duty polyethylene carts can handle loads up to 800 lbs.
- Choice of 3" or 4" Threadguard casters depending on model
- Corner or diamond caster placement
- Treated plywood undercarriage
- Grey (other colours available)



Model No.	Capacity Cu. ft.	Capacity lbs.	O.A. Dimensions L" x W" x H"	Caster Dia."	Caster Placement	Wt. lbs.
NA002	12	400	39 x 27 x 30	3	Diamond	40
NA004	12	800	39 x 27 x 31	4	Corner	50
NA003	12	800	39 x 27 x 31	4	Diamond	50
NC465	15	400	41 x 29 x 31	3	Diamond	45
NC466	15	800	41 x 29 x 32	4	Corner	55
NC467	15	800	41 x 29 x 32	4	Diamond	55
NA006	16	400	43 x 31 x 33	3	Diamond	50
NA007	16	800	43 x 31 x 34	4	Corner	60
NA008	16	800	43 x 31 x 34	4	Diamond	60
NC468	19	800	43 x 31 x 36	4	Corner	65
NC469	19	800	43 x 31 x 36	4	Diamond	65

OPTIONAL SPRING PLATFORM

- Optional spring platform eliminates excess bending, therefore reducing the risk of back related injuries

Model No.	Description
MN466	Can be used with NA002, NA003 & NA004
NA467	Can be used with NC465, NC466, NC467, NA006, NA007, NA008, NC468 & NC469

HEAVY-DUTY STARCARTS™

- Designed to offer increased load capacity while maintaining easy mobility
- Molded 100% polyethylene body has a double wall box style lip for greater resistance to impact
- Steel undercarriage
- Molded handle
- 12" and 10" semi-pneumatic wheels are made of durable hard rubber
- 5" swivel rubber or 6" swivel phenolic casters depending on capacity



Model No.	Capacity Cu. ft.	Capacity lbs.	O.A. Dimensions L" x W" x H"	Wheel Dia."	Caster Dia."	Wt. lbs.
NG033	16	1000	48 x 31 x 33	10	5	80
NA052	24	1000	60 x 31 1/2 x 35 1/2	12	5	100
NA053	39	1500	72 x 35 1/2 x 40	12	6	130

TAPERED DESIGN CARTS

- Rounded corners absorb impact
- 1/2" plastic base is ideal for wet environments and is easy to clean
- Molded-in handles protect hands and provide easier steering
- Available in reprocessed black or natural white
- Natural white model is accepted for use in Canadian food processing facilities



Reprocessed Black Model No.	Natural White Model No.	Capacity Cu. ft.	Capacity lbs.	O.A. Dimensions L" x W" x H"	Wt. lbs.
NA013	NA014	11	200	42 x 26 x 30	24
NA015	NA016	11	400	42 x 26 x 30	37
NA019	NA020	16	400	45 x 29 x 37	58

HEAVY-DUTY OVERSIZED STARCARTS™

- Tapered walls for easy shipping and storage
- Treated plywood undercarriage
- Corner or diamond caster placement
- Grey (other colours available)



Model No.	Capacity Cu. ft.	Capacity lbs.	O.A. Dimensions L" x W" x H"	Caster Dia."	Caster Placement	Wt. lbs.
ML543	22	800	59 x 35 x 32	5	Corner	70
ML544	22	800	59 x 35 x 32	5	Diamond	70
ML545	24	800	53 x 35 x 38	5	Corner	85
ML546	24	800	53 x 35 x 38	5	Diamond	85
ML547	46	1600	78 x 42 x 42	6	Corner	115
ML548	46	1600	78 x 42 x 42	6	Diamond	115

MOP BUCKETS & WRINGERS

MOP BUCKET & WRINGER COMBO PACKS

- Choose any of these conveniently combined buckets and wringers
- NC493 shown with dirty water bucket (NI869)



Model No.	Mfg. No.	Combo Pack	Colour	Wt. lbs.
NC493	7580-88-YEL	NI863 Brute®	Yellow	17.5
NC492	7580-88-BR	NI864 Brute®	Brown	17.5
NG965	7588-88-RD	NI865 Brute®	Red	17.5
NG966	7588-88-GR	NI866 Brute®	Green	17.5
NG967	7588-88-BL	NI867 Brute®	Blue	17.5
NI828	7577-88-YEL	NI863 Brute®	Yellow	22
JA958	7577-88-BR	NI864 Brute®	Brown	22

MOP BUCKETS

- Constructed of plastic, which resists denting, chipping and peeling
- WaveBreak™ design, reduces wave motion when moving buckets, resulting in less splashing and spilling
- Large pour spout and handles designed to make emptying easy
- Contoured graduation markings
- Built-in mop handle clip, reduces damage to walls caused by flopping mop handles
- Buckets are nestable, ideal for small janitorial closets
- Optional dirty water bucket available in red and yellow only, prevents dirty water from mixing with clean water
- 3" non-marking casters are recessed under the bucket
- Dimensions: 20.1" L x 16" W x 17.4" H
- Capacity: 35 US qt.
- Weight: 9.1 lbs.



Model No.	Mfg. No.	Colour
NI863	7570-88	Yellow
NI864	7570-88	Brown
NI865*	7570-88	Red
NI866*	7570-88	Green
NI867*	7570-88	Blue

OPTIONAL DIRTY WATER BUCKETS

NI868	9C74	Yellow
NI869	9C74	Red

*Not sold separately. See combo packs.

MOP BUCKET & WRINGER COMBO PACKS

- Injection-molded with high-density plastic polymer, providing a durable, smooth, stain resistant surface
- Easy to clean and sanitize
- Flared skirt on the 40-quart bucket effectively works as a bumper to prevent furniture damage
- 3" ball bearing casters provide smooth, easy movement
- Downward wringer specially designed to wring mops from 12 to 32 oz.

Model No.	Description	Colour
NC508	32-Qt. Bucket/Wringer Combo	Blue
NC509	32-Qt. Bucket/Wringer Combo	Blue
NC510	40-Qt. Bucket/Wringer Combo	Blue



MOP BUCKET & WRINGER COMBO PACKS

- WaveBreak™ design bucket reduces splashing and spilling
- Ergonomic handle
- 3" recessed non-marking casters
- 35-qt. bucket
- Includes:** Dirty water bucket, which prevents dirty water from mixing with clean water

Model No.
NI899 Side press

Model No.
JA981 Down press

JA981
Down press



44-QUART MOP BUCKET & WRINGER COMBO PACKS

- WaveBreak™ innovative bucket design reduces splashing by 40%
- 44-qt. capacity for the largest of commercial cleaning jobs
- Durable wringer lasts up to 50 000 wrings
- Foot-activated pedal allows for easy emptying of bucket
- Dirty water bucket optional NI868 and NI869
- Cleaning cart compatible

Model No. JB614 Side press

Mfg. No. 6186-88

Model No. JB615 Down press

Mfg. No. 7576-88



MOP WRINGERS

- Constructed for heavy use with effortless operation
- Wringer directs water downward into buckets to help reduce splashing
- Improved wringer design, features an ergonomic handle and generates 25% more force
- Sideward pressure wringers are ideal for 12-32 oz. mops
- Downward pressure wringers accommodates all mop heads and is ideal for heavy-duty use



Model No.	Mfg. No.	Press Style	Capacity oz.	Colour	Wt. lbs.
NI870	6127-88	Sideward	12-32	Brown	8.4
NI871	6127-88	Sideward	12-32	Yellow	8.4
NI872	6127-88	Sideward	12-32	Red	8.4
NI873	6127-88	Sideward	12-32	Green	8.4
NI874	6127-88	Sideward	12-32	Blue	8.4
NI907	7575-88	Downward	16-32	Brown	11
NI908	7575-88	Downward	16-32	Yellow	11

PORTABLE MOBILE BARRIERS

Close off an area for maintenance or to isolate a potential safety hazard. Mobile, easy to transport, set up, take down and efficient to store.

- For indoor use
- 13' long with 16 articulating panels
- Two 5" non-marking wheels
- Four locking straps to secure barrier in closed position
- Flexible, can be set straight, curved or in a circle
- Easy to store
- Open: 13' L x 11" W x 40" H; Closed: 2' L x 13" W x 40" H
- Weight: 32 lbs.
- ANSI approved colour and graphics

Model No. SAJ714

Mfg. No. 9511



WET MOPS & ACCESSORIES

WIPING RAGS

- Disposable cloth wiping rags cannot be beat for their absorbency, durability, versatility and low price
- Made from 100% recycled materials
- Choose new or recycled rags
- Packaged in compressed poly bags:
 - Compact – 50% reduction
 - Save money on transport and storage
 - Waterproof
 - Stackable and easy to handle



JB447

RECYCLED GREY OR COLOURED FLEECE RAGS

- Soft, grey or assorted colours, cotton, poly blends, light to medium weight ideal for absorption of inks, light oil, water, etc.
- Ideal for medium industrial and manufacturing plants

RECYCLED WHITE OR COLOURED T-SHIRT RAGS

- White or light and assorted colours, low lint
- Used in light to medium industry such as, precision engineering, printing facilities, woodworking shops, fine metal work, utility companies, etc.

Model No.	Description	Weight lbs.
FLEECE		
JB446	Recycled Coloured Fleece	10
JB447	Recycled Coloured Fleece	25
JD398	Recycled Grey Fleece	10
JD399	Recycled Grey Fleece	25

T-SHIRT		
JB442	Recycled Coloured T-Shirt	10
JB443	Recycled Coloured T-Shirt	25
JB450	Recycled White T-Shirt	10
JB451	Recycled White T-Shirt	25

NEW JERSEY		
JD573	New White Jersey	20
JD574	New White Jersey	10
JD571	New Coloured Jersey	25
JD572	New Coloured Jersey	10

NEW WHITE OR COTTON-COLOURED JERSEY

- New washed, white or coloured, absorbent cotton jersey wipers are a work shop essential
- Ideal for applying oils and finishes, cleaning tools and machinery, or mopping up spills

BILINGUAL SAFETY FLOOR SIGNS

- Durable polypropylene construction
- Bright yellow for maximum visibility
- Message in both English and French
- Stamped black lettering will not fade or peel
- 12" W x 24" H
- Weight: 2 lbs.

Model No. JD391



FLOOR SIGNS

- Highly visible yellow polypropylene floor signs are durable and non-corrosive
- Hot stamped lettering will not peel or fade
- Messages for Caution and Closed signs are printed in English, French, German and Spanish
- Message "Wet Floor" printed in English only
- Weight: 2 lbs.
- ANSI and OSHA compliant colour and graphics

NB790



Model No.	Mfg. No.	Message	Height"
NB790	6112	2-Sided Multi-Lingual Caution	25
NC527	6114	4-Sided Multi-Lingual Caution	37
NC528	6112-77	2-Sided Caution Wet Floor	25
NC529	6114-77	4-Sided Caution Wet Floor	37
NC530	6112-78	2-Sided Multi-Lingual Closed	25
NC531	6114-78	4-Sided Multi-Lingual Closed	37



BRUTE® BUCKETS

- Molded-in graduations for accurate measuring
- Thick top rim with spout permits neat pouring
- Tough construction resists cracking and provides great flexibility
- Sturdy zinc-plated handle resist rusting or bending
- Double compartment bucket carries both cleaning solution and rinse water for efficient area cleaning, can be used with steel roller sponge mop
- Grey





Model No.	Mfg. No.	Description	Dimensions	Cap. qt.
NB853	2963	Brute® Round Bucket	10 1/2" Dia. x 10 1/4" H	10
NB848	2614	Brute® Round Bucket	12" Dia. x 11 1/4" H	14
NB851	2617	Double Compartment Bucket	14 5/8" L x 13 7/8" W x 10 1/8" H	17

WET MOPS

- High grade cotton yarn is durable and absorbent with excellent floor drying qualities, increasing worker productivity and safety
- Cotton industrial narrow band wet mops are economical and great for general purpose cleaning
- High grade rayon yarn is the most absorbent fibre and it releases moisture quickly from the mop making this a good economical finish mop for applying waxes or finishers
- Good quality, fast drying poly head band
- Fan-foot construction allows for maximum floor coverage
- Use with any narrow band mop handle

JB760



JB722

Model No.	Mfg. No.	Description	Wt. oz./grams
COTTON			
JB668	1616	Cut End	16/450
JB669	1620	Cut End	20/550
JB670	1624	Cut End	24/650
JB671	1632	Cut End	32/850

RAYON			
JB752	4016	Cut End	16/450
JB753	4020	Cut End	20/550
JB754	4024	Cut End	24/650
JB755	4032	Cut End	32/850

HANDLES

Model No.	Description	Length"
JB722	Metal Head, Wood Handle	54
JB721	Plastic Head, Fibreglass Handle	54
JC509	Plastic Head, Fibreglass Handle	60
JB723	Plastic Head, Fibreglass Handle	60



JB721



JB723

CLEANING CARTS

- Sturdy Duramold® construction
- Molded-in hooks and shelves are strategically placed to keep cleaning tools organized
- Swivel front casters and 8" rear wheels
- Includes: 25 US gallon yellow vinyl bag
- Dimensions: 46" L x 21 3/4" W x 38 3/8" H
- Cleaning tools not included
- Weight: 38 lbs.

Model No. JB599 Blue
Mfg. No. 6173-88

Model No. JB600 Black
Mfg. No. 6173-88



CLEANERS

MULTI-PURPOSE CLEANER & DEGREASER

- Formulated to safely clean and deodorize all washable surfaces
- Biodegradable, non-toxic, non-corrosive
- Concentrated
- Contains natural tangerine essential oils
- Accepted for use in Canadian food processing facilities
- Certified UL ECOLOGO®
- 4 L • Case Qty: 4

Model No. JC001



HEAVY-DUTY CLEANER & DEGREASER

- Super concentrated cleaning power for a variety of heavy-duty applications
- Biodegradable, non-toxic, non-corrosive
- Contains natural tangerine essential oils
- Dissolves grease, oil, inks, grime and tough stains on contact
- Accepted for use in Canadian food processing facilities
- Certified UL ECOLOGO®
- 4 L • Case Qty: 4

Model No. JC002



CLEANER & DEGREASER

PHOSPHATE-FREE HEAVY-DUTY DEGREASER & MULTI-PURPOSE CLEANER

- Concentrated, powerful, fast acting alkaline cleaner
- Removes stains, grime, oil, soot and grease on contact
- Biodegradable
- Accepted for use in Canadian food processing facilities
- 4 L • Case Qty: 4

Model No. JA148



LEMON-SCENTED MULTI-PURPOSE CLEANER/DEGREASER

- Concentrated
- Cleans, deodorizes and is safe to use on all washable surfaces
- Biodegradable, non-butyl
- 4 L • Case Qty: 4

Model No. JA147



NEUTRAL DETERGENT FLOOR CLEANER

- Concentrated neutral detergent specially formulated to clean any floor and add a brilliant shine to dull floors
- Cleans, brightens and deodorizes
- Low foaming, leaves pleasant citrus-orange scent, no rinsing required
- 4 L • Case Qty: 4

Model No. JA464



MULTI-PURPOSE BATHROOM CLEANER

- Formulated to clean, shine and deodorize with a fresh scent
- Safely cleans soap scum and urine from floor, counters, sinks, showers and toilets
- Concentrated
- Biodegradable, non-toxic, non-corrosive
- Contains natural essential oils
- No acids or bleach
- Certified UL ECOLOGO®
- 4 L • Case Qty: 4

Model No. JC004



TANGERINE OIL NEUTRAL CLEANER

- Safely cleans all washable surfaces using a neutral pH concentrated formulation
- Biodegradable, non-toxic, non-corrosive
- Contains natural essential oils
- Concentrated
- No rinse formulation
- Accepted for use in Canadian food processing facilities
- Certified UL ECOLOGO®
- 4 L • Case Qty: 4

Model No. JC006



NATURAL CITRUS BASED CLEANERS & DEGREASERS

- Concentrated, heavy-duty
- Biodegradable, phosphate-free, non-abrasive, non-butyl
- Accepted for use in Canadian food processing facilities
- 4 L • Case Qty: 4

Model No. JA465



WHITE PEARL HAND SOAP

- Rich blend of emollients leaves hands soft, fresh and clean
- Luxurious high quality concentrated lotion
- Pleasant almond scent
- Biodegradable, phosphate-free
- Accepted for use in Canadian food processing facilities
- 4 L • Case Qty: 4

Model No. NI347



PINK LIQUID HAND SOAP

- Leaves hands smelling baby fresh, soft and clean
- Biodegradable, phosphate-free
- Accepted for use in Canadian food processing facilities
- 4 L • Case Qty: 4

Model No. NI343



TRIGGER BOTTLES & SPRAYERS

PLASTIC BOTTLES

- Blow-molded from high-density polyethylene
- Available in three sizes: 16 oz., 24 oz. and 32 oz.

Model No.	Description	Size	Dimensions		
			Dia."	x	H"
NG655	Round Bottle with Graduations	24 oz.	3 1/8	x	8
NI424	Round Bottle with Graduations	32 oz.	3 1/8	x	9 7/8
NI412	Round Bottle with WHIMIS Label with Graduations	24 oz.	3 1/8	x	8

NG655



NI412




TRIGGER SPRAYERS

- All sprayers adjustable to provide fine mist to a steady stream
- Dip tubes available in two lengths and come equipped with filter screen

Model No.	Description
NJ166	Multi Purpose Sprayer 8" Dip Tube Red/White
NJ167	Large Multi-Purpose Sprayer 9" Dip Tube Blue/White

NJ166



NJ167



BROOMS & HANDLES

PUSH BROOM DEGREES OF SWEEP

Push brooms are available in fine, medium, coarse, and extra-coarse.



JC215



JC199



JC194

Model No.	Mfg. No.	Description	Fibre	Handle	Bloc Dim."
JC215	58118	Industrial Fine Sweep	Synthetic	Threaded	18
JC216	58124	Industrial Fine Sweep	Synthetic	Threaded	24
JC217	58126	Industrial Fine Sweep	Synthetic	Threaded	36
JC194	6318	Industrial Medium Sweep	Synthetic	Threaded	18
JC195	6324	Industrial Medium Sweep	Synthetic	Threaded	24
JC196	6336	Industrial Medium Sweep	Synthetic	Threaded	36
JC213	56018	Warehouse Medium Sweep	Natural Tampico	Threaded	18
JC214	56024	Warehouse Medium Sweep	Natural Tampico and Synthetic	Threaded	24
JC199	8318	Industrial Coarse Sweep	Synthetic	Threaded	18
JC200	8324	Industrial Coarse Sweep	Synthetic	Threaded	24
JC201	8336	Industrial Coarse Sweep	Synthetic	Threaded	36
JC197	7414	X-Coarse Street Sweep	Synthetic	Tapered	14
JC198	7416	X-Coarse Street Sweep	Synthetic	Tapered	16

5/16" Dia. threaded handles: **JB698** (54") or **JB719** (60"), metal tip)
1 1/8" Dia. tapered handles: **JB718** (54") or **JB720** (60")

CORN BROOMS

Corn brooms are available in medium and heavy service duty.

Medium: Multi-purpose indoor broom that is lightweight and used as a commercial corn broom for office buildings.

Heavy: Good outdoor industrial quality broom. The construction has more weight and reinforcement, and is designed for durability.



JB978

Model No.	Mfg. No.	Service Duty	Description
JB977	763	Medium	Janitorial, Corn & Grass
JB978	762	Heavy	Warehouse, All-Corn

SWEEPING COMPOUND

- 100% biodegradable
- Ideal to clean and reduce airborne dust during sweeping
- Allows for easy removal of dust and dirt on sealed and unsealed wood, concrete and metal floors



JD521



JD570

Model No.	Mfg. No.	Size
JD521	52509	22 kg
JD570	52510	100 kg
JD227	52511	135 kg

LOBBY-PRO™ UPRIGHT DUST PAN SYSTEMS

- Durable all-plastic pail and yoke, reduces noise, resists corrosion
- Wear pads and wheels featured on all models
- Adjustable handle grip for enhanced user comfort (NH505 only)



JB653



NH505

Model No.	Mfg. No.	Description	L"	W"	H"
NH386	2531	Upright Dust Pan	12 3/4	11 1/4	5
NH504	2532	Upright Dust Pan with Cover	12 3/4	11 1/4	5
NH505	2533	Deluxe Upright Dust Pan	12 3/4	11 1/4	5
JC185		Lobby Broom w/48" Handle			
JB653		Lobby Broom w/28" Handle			

BROOM HANDLES

JC857: Hardwood handle with connector for Flexsweep® broom.

JB716 and **JB715:** Non-conductive fiberglass handle with nylon tip.

JB717: Economy metal extension pole (up to 78") for painting, scrubbing windows or washing trucks.

JB655: Solid 1" diameter hardwood handles for all bolt-in brooms (Firefly™).

JB718 and **JB720:** Wood tapered handle.

JB698: Economy wood threaded handle.

JB719: Wood handles with metal tip for longer thread life.



Model No.	Mfg. No.	Description	Dimensions L" x Dia."
JC857	2538	Flexsweep® Handle and Connector	60 x 1 1/8
JB716	24511	Threaded Fibreglass - Blue	54 x 1
JB715	24510	Threaded Fibreglass - Blue	60 x 1
JB717	36778	2-Section Extension	78 x 1
JB655	2532	Jumbo Broom Wood	60 x 1
JB718	52506	Wooden Tapered	54 x 1 1/8
JB720	52513	Wooden Tapered	60 x 1 1/8
JB698	52504	Wooden Threaded	54 x 15/16
JB719	52510	Wooden Threaded - Metal Tip	60 x 15/16

FLEXSWEEP® INDUSTRIAL BROOMS

- Ideal for high frequency industrial use on smooth indoor floor surfaces
- Patented Flexsweep® connector acts like a shock absorber to combat the shearing stresses that break handles
- Connector removes the requirement for a brace and also gives the broom a lower profile for getting around and under equipment
- Synthetic fibre is oil, solvent, and moisture resistant which adds to the durability of this broom
- Sold ready to assemble with an industrial quality, 1 1/8" Flexsweep® handle



Model No.	Mfg. No.	Description	Length"
JC907	99966	Medium Sweep	18
JC908	99967	Medium Sweep	24
JC909	99971	Coarse Sweep	18
JC910	99972	Coarse Sweep	24

SWEEP-N-SCRAPE™ PUSH BROOMS

- Innovative metal scraper blade allows for easy removal of dried-on dirt or packed snow
- Long wearing PVC fibres are oil and solvent resistant
- Thick 1 1/8" hardwood handle and metal brace provide maximum strength and durability
- Perfect for driveways, sidewalks, patios, or garage floors



Model No.	Mfg. No.	Description	Length"
JB636	99824	X-Coarse/Scraper, Sweep-N-Scrape™	24

WASHROOM PRODUCTS

CASCADES® MOKA™ BATHROOM TISSUES

- Made from 100% unbleached recycled fibre of which 80% is from post-consumer material
- The most environmentally responsible choice on the market, by adding 20% corrugated box fibre into its pulp mix and eliminating bleaching chemicals
- Contains 0% bleaching chemicals
- Third party certifications include Green Seal™, UL ECOLOGO®, and offset with 100% green-e® certified wind electricity



JD405



Model No.	Mfg. No.	Type	Ply	Sheet Size L x W	Sheets /Roll	Rolls /Case	Dispenser Option
JD484	4134	Standard	2	4.3" x 3.75"	400	80	JC095
JD405	4004	High-Capacity	2	3.9" x 4"	865	24	JC552, JC553, JD393
JD411	4197	Jumbo Roll	2	3.5" x 1000'		12	JC096, JC097

LIKE-RAGS® 700/800 SERIES

- High performance nonwoven Spunlace towels designed for durability, strength, and absorbency
- 800 series towels are extremely strong
- Can be used in all cleaning and wiping applications
- Ideal for applications that require resistance to solvents and virtually lint free wiping
- Towels are reusable
- Eliminates waste and cost guesswork associated with industrial rags
- Number of ply: 1



JD581

JD576



JD580



Model No.	Mfg. No.	Description	Colour	Size L" x W"	Sheet /Unit
JD576	3791	700 Series Dispenser Box	White	9 3/4 x 16 3/4	100
JD577	3792	700 Series Jumbo Roll	White	12 x 13	870
JD578	3892	800 Series Dispenser Box	White	9 3/4 x 16 3/4	80
JD579	3893	800 Series Jumbo Roll	White	12 x 13	475
JD580	3894	800 Series Dispenser Box	Blue	9 3/4 x 16 3/4	80
JD581	3895	800 Series Jumbo Roll	Blue	12 x 13	475

TUFF-JOB® SCRIM REINFORCED WIPERS

- Ideal wiper for all-purpose wiping jobs where extra durability is needed and cost effective
- Low lint and good absorbency
- Perfect for general purpose wiping, surface and parts cleaning, wiping off solvents or chemicals, or the final wipe down of a product before packaging
- Polyester scrim webbing for extra strength and durability
- 100% recycled



Model No.	Mfg. No.	Colour	Ply	Size L" x W"	Sheets /Box
JC035	34200	White	4	16 3/4 x 9 3/4	150

BATH TISSUE

- Made entirely from 100% recycled fibres
- Combines softness, strength and sparkling whiteness at a competitive price
- Each roll is individually wrapped, ensuring sanitary protection
- Can be used where septic tanks are installed
- A great combination of strength, absorption, and value
- Certified UL ECOLOGO® and Green Seal Certified®



JC017



JC018

Model No.	Mfg. No.	Colour	Brand	Ply	Size L" x W"	Sheets /Roll	Rolls /Case
JC017	4043	White	Decor®	2	4.2 x 3.8	420	48
JC018	4058	White	North River®	2	4.2 x 4.1	500	48
JC930	4102	White	Elite®	2	4.2 x 3.75	400	48

UNIVERSAL ROLL TOWELS

- Long-lasting rolls minimize maintenance costs while maximizing service
- Embossing enhances hand feel and maximizes absorbency; fewer towels are used per hand dry
- North River® products are made from 100% recycled fibres, with a minimum of 65% post-consumer material and are certified UL ECOLOGO® and Green Seal Certified®
- Decor® products provide a level of quality that meets everyday needs
- A perfect combination of quality and value
- Fits on most universal dispensers



JC031



JC030

Model No.	Mfg. No.	Colour	Brand	Ply	Size L" x W"	Rolls /Case	Dispenser Option
JC027	101756	Natural	Decor®	1	205 x 8	24	JC101, JC102
JC028	1340	Ivory	North River®	1	700 x 8	6	JC101, JC102
JC029	1767	Natural	Decor®	1	425 x 8	12	JC101, JC102
JC030	1769	White	Decor®	1	425 x 8	12	JC101, JC102
JC031	1870	Mocha	North River®	1	700 x 8	6	JC101, JC102
JC055	1760	Kraft	Decor®	1	800 x 8	6	JC101, JC102
JC056	1762	White	Decor®	1	800 x 8	6	JC101, JC102

HORIZONTAL BABY CHANGING STATIONS

- Meets all global safety standards (ASTM, ADA and EN)
- Antimicrobial protection
- Easy-reach hooks
- Built-in shelf and liner storage
- Made of FDA compliant materials
- Protective laminated 2-ply tissue paper liners are available (sold separately), 320 liners/carton



Model No.	Mfg. No.	Description	Dimensions L" x W" x H"
JB910	7818	Changing table	33 1/4 x 21 1/2 x 4
NG454	7817	Liners 2-ply	13 1/2 x 5 1/2 x N/A

LIKE-RAGS® WIPERS

- Ideal replacements for rental shop towels or rags
- Excellent durability, strength, absorbency, and solvent resistance
- Like-Rags® are the ideal choice for applications that require resistance to solvents and virtually lint-free wiping – applying aircraft solvents, wiping down print presses or plates and solvents for furniture stains



JC037



Model No.	Mfg. No.	Colour	Ply	Size L" x W"	Sheets /Box
JC036	37246	White	1	16 3/4 x 9 3/4	150
JC037	37640	Blue	1	16 3/4 x 9 3/4	125

HAND CLEANERS & DISPENSERS

ORANGE PUMICE HAND CLEANER

- Fresh, natural orange citrus scent
- Pumice scrubbing particles for extra deep cleaning
- Quick and easy removal of dirt, grease, paint, ink, epoxy, tar, rust and most industrial soils
- High quality pump included with every bottle for controlled dispensing
- Can conveniently be used with or without water
- No harsh solvents, leaving hands soft and clean
- Accepted for use in Canadian food processing facilities
- 3.6 L • Case Qty: 4

Model No. JG223



GOJO® NATURAL ORANGE™ HAND CLEANER

- Quick-acting lotion formula for cleaning a broad range of industrial soils, medium dirt and grease
- Citrus scent



Model No.	Mfg. No.	Description	Dispenser	Qty /Case
GOJO® NATURAL ORANGE™				
JA330	0947-12	14-oz. Bottle	-	12
JA329	0948-04	1/2 Gallon w/Pump	-	4
JA152	0945-04	1 Gallon w/Pump	-	4
JA373	7250-04	2000-ml Refill for PRO™ 2000	JA370	4
GOJO® NATURAL ORANGE™ W/PUMICE				
JA327	0957-12	14-oz. Bottle	-	12
JA328	0958-04	1/2 Gallon w/Pump	-	4
NI254	0955-04	1 Gallon w/Pump	-	4
JA374	7255-04	2000-ml Refill for PRO™ TDX™ 2000	JA370	4
JA382	7556-02	5000-ml Refill for PRO™ TDX™ 5000	JA379	2

CHERRY GEL®

- Gel-style heavy duty hand cleaner with pumice scrubbers quickly cleans heavy dirt, grease and oil
- Contains skin conditioners and is pH balanced to promote skin comfort
- Provides a quick, easy and complete rinse and leaves skin feeling refreshed
- Pleasant cherry fragrance eliminates soil odours and leaves hands smelling clean
- Starter kit SEA256 includes one dispenser and one refill



SEA260



Model No.	Mfg. No.	Description	Dispenser	Qty /Case
SEA254	7590-02	5000-ml Refill	JA379	2
SEA255	7290-04	2000-ml Refill	JA370	4
SEA256	7290-D2	2000-ml Starter Kit	-	1
SEA257	2350-02	50 x 0.5-fl. oz. in Display Carton	-	2
SEA258	2352-15	6-oz. Bottle	-	15
SEA259	2354-08	10-oz. Bottle	-	8
SEA260	2356-02	1/2 Gallon	-	2
SEA261	2358-02	1-Gallon Bottle	-	2

MICRELL® ANTIBACTERIAL LOTION SOAP

- Kills germs, yet is gentle on hands even after repeated daily washings
- Contains quick-acting antimicrobial agent chloroxylenol (PCMX) and an effective degreaser
- Lightly scented, non-irritating formula encourages frequent use



JA367



Model No.	Mfg. No.	Description	Dispenser	Qty /Case
JA367	9759-12-CAN00	12-oz. Pump Bottle	-	12
JA368	9755-04-CAN00	1 Gallon	-	4
JA366	2157-08-CAN00	1000-ml Refill	JA363	8
JA365	2257-04-CAN00	2000-ml Refill	-	4
DISPENSERS				REFILL
JA363	2125-06-CAN00	1000-ml Space Saver™	-	JA366

PURELL® HAND SANITIZERS

- America's #1 brand of instant hand sanitizer
- Kills 99.99% of most common germs that may cause illness
- Works in as little as 15 seconds
- No water or towels needed
- Contains a unique moisturizing system that leaves hands feeling soft (gentler to the hands than most soaps)
- Dermatologist tested, dye-free



JA360

SAQ140

Model No.	Mfg. No.	Description	Dispenser	Qty /Case
PURELL® HAND SANITIZERS				
JA357	2156-08-CAN00	1000-ml Refill for NXT® Dispenser	JA355	8
SAQ140	5456-04-CAN00	1200-ml Refill	SAQ139	4
PURELL® HAND SANITIZER WITH ALOE				
JA360	9674-12-CAN00	8-oz. (237 ml) Pump Bottle with Aloe	-	12
DISPENSERS				REFILL
JA355	2120-06-CAN00	Purell® 1000-ml NXT® Space Saver™	-	JA357
SAQ139	2720-06-CAN00	Purell® 1200-ml TFX® Touch Free Dispenser	-	SAQ140
JD983	9008-12	Holder for 12-oz. bottle	-	-

PURELL® ADVANCED HAND RUB

- Purell® in a 70% ethyl alcohol, fragrance-free antiseptic cleanser
- Effective in destroying certain bacteria
- Contains vitamin E and glycerine



SAR855

JA722

JA358

Model No.	Mfg. No.	Description	Dispenser	Qty /Case
SAR854	2770-08-CAN00	1000-ml NXT® Refill	JA355	8
SAR855	5770-04-CAN00	1200-ml Touchfree TFX™ Refill	SAQ139	4
SBA839	5795-04-CAN00	535-ml Foam Pump Bottle	-	4
SBA838	5395-02-CAN00	1200-ml Touchfree TFX™ Foam Refill	SAQ139	2
JA912	9650-24-CAN00	2-oz. (59 ml) Squeeze Bottle	-	24
JA722	9651-24-CAN00	4-oz. (118 ml) Bottle	-	24
JA358	9652-12-CAN00	8-oz. (237 ml) Pump Bottle	-	12
SAR856	3770-12-CAN00	12-oz. (354 ml) Bottle	-	12

VACUUMS

INDUSTRIAL WET/DRY STAINLESS STEEL VACS

- 8 US-gallon stainless steel tank
- 5.5 peak HP motor
- 85 CFM air flow
- 72" sealed pressure
- Swivel casters provide easy movement in any direction
- Positive lock on hose eliminates unexpected disconnections
- 18' power cord
- **1 1/4" accessories include:** Flexible hose, extension wands, crevice tool, utility nozzle, floor brush, cartridge filter and dust bag

Model No. JC525

aurora tools®



INDUSTRIAL WET/DRY STAINLESS STEEL VACS

- 12 US-gallon stainless steel tank
- 6.0 peak HP motor
- 86 CFM air flow
- 72" sealed pressure
- Swivel casters provide easy movement in any direction
- Positive lock on hose eliminates unexpected disconnections
- 18' power cord
- **1 1/4" accessories include:** Flexible hose, extension wands, crevice tool, utility nozzle, floor brush, cartridge filter and dust bag

Model No. JC527

aurora tools®



INDUSTRIAL WET/DRY STAINLESS STEEL VACS

- 16 US-gallon stainless steel tank
- 6.5 peak HP motor
- 100 CFM air flow
- 80" sealed pressure
- Heavy-duty rear wheels with swivel front casters provide easy movement
- Removable steel handle
- Positive lock on hose eliminates unexpected disconnections
- Large accessory storage box attached
- 20' power cord
- **2 1/2" accessories include:** Flexible hose, extension wands, crevice tool, utility nozzle, floor brush, cartridge filter and dust bag

Model No. JC528

aurora tools®



INDUSTRIAL WET/DRY STAINLESS STEEL VACS

- 10 US-gallon stainless steel tank
- 6.0 peak HP motor
- 86 CFM air flow
- 72" sealed pressure
- Swivel casters provide easy movement in any direction
- Positive lock on hose eliminates unexpected disconnections
- 18' power cord
- **1 1/4" accessories include:** Flexible hose, extension wands, crevice tool, utility nozzle, floor brush, cartridge filter and dust bag

Model No. JC526

aurora tools®



7' FLEXIBLE HOSE REPLACEMENT

Model No. JC834

ACCESSORIES & REPLACEMENT PARTS

Model No.	Description	For use with
JC531	Cartridge Filter	JC525, JC526, JC527, JC528
JC689	Hepa Cartridge Filter	JC525, JC526, JC527, JC528
JC588	Dust Collector Bag	JC525
JC589	Dust Collector Bag	JC526, JC527
JC591	Dust Collector Bag	JC528
JC534	Extension Wands	JC525, JC526, JC527
JC535	Utility Brush	JC525, JC526, JC527
JC536	6' Flexible Hose	JC525, JC526, JC527
JC537	Floor Brush	JC525, JC526, JC527
JC538	Crevice Tool	JC525, JC526, JC527

Model No.	Description	For use with
JC539	Caster Dolly	JC525, JC526, JC527
JC540	Casters	JC525, JC526, JC527
JC541	Extension Wands	JC528
JC542	Utility Brush	JC528
JC833	7' Flexible Hose for Smooth Tank	JC528
JC834	7' Flexible Hose for Ribbed Tank	JC528
JC544	Floor Brush	JC528
JC545	Crevice Tool	JC528
JC546	Casters	JC528
JC547	Rear Wheels	JC528

INDUSTRIAL 18 US GAL. WET/DRY VAC 6.5 PEAK HP

- Large capacity wet/dry vac for the biggest cleaning needs
- 195 CFM
- 60" sealed pressure
- Features: 4-wheel dolly with transport handle, tool basket, tank drain, Lock-On® hose system, convertible blower port, cord wrap and 18' cord
- Some assembly required

Includes: 7-piece 1 1/2" accessory kit, high efficiency collector bag and ultra web cartridge filter

Model No. JD438



shop-vac

LARGE CAPACITY INDUSTRIAL WET/DRY VAC 6.5 PEAK HP

- Extra-large wet/dry vac for the largest cleaning jobs
- 195 CFM
- 60" sealed pressure
- Features: 4-wheel dolly with pneumatic rear wheels, transport handle, tool basket, tank drain, Lock-On® hose system, convertible blower port, cord wrap and 20' cord
- Also available in 24 US Gal. capacity, JD439
- Some assembly required

Includes: 7-piece 1 1/2" accessory kit and ultra web cartridge filter

Model No. JD439 24 US Gallons
Model No. JD440 32 US Gallons



shop-vac

JD440

INDUSTRIAL VACUUMS

LIGHTWEIGHT INDUSTRIAL DUTY WET/DRY VACUUMS 6.5 PEAK HP SINGLE STAGE MOTOR

- Single stage motor, wet/dry vacuum features blower port, Lock-On® hose system, quiet running motor, tool basket and tank drain
- Comes with a 4-wheel dolly
- Some assembly required

Includes: 1 1/4" 8-piece accessory package and filter kit



Model No.	Tank Cap. Gal/L	Tank Type	Peak HP	CFM	Electrical 120 V 60 Hz	Sealed Pressure"	Cord Length'	Wt. lbs.
NG332	6.5/29.5	Poly	6.5	185	9.7 A	66	18	19
NI142	8/36.3	Poly	6.5	185	9.7 A	66	18	27
NG333	8/37.8	Stainless	6.5	185	9.7 A	66	18	47

shop-vac

POWERFUL INDUSTRIAL WET/DRY VACUUMS, 2.5 PEAK HP, 2-STAGE MOTOR

- 2-stage quiet operation motor, wet/dry vacuums feature Lock-On® hose system, convertible blower port, double filtration system, tool basket and tank drain
- NI732 comes with an 11-piece 1 1/2" accessory package and filter kit
- NI730 comes with a 4-wheel dolly and 11-piece 1 1/2" accessory package and filter kit
- JG616 comes with a 4-wheel dolly and 13-piece 2 1/2" accessory package and filter kit



Model No.	Tank Cap. Gal/L	Tank Type	Peak HP	CFM	Electrical 120 V 60 Hz	Sealed Pressure"	Cord Length'	Wt. lbs.
NI732	10/45.5	Poly	2.5	100	9 A	90	35	27
NI730	8/37.8	Stainless	2.5	100	9 A	90	35	47
JG616	16/60.5	Poly	2.5	100	9.5 A	90	35	41

shop-vac

HEAVY-DUTY INDUSTRIAL VACUUMS, 3 PEAK HP, 2-STAGE MOTOR

- 2-stage motor, wet/dry vacuums feature Lock-On® hose system, blower port, double filtration system, tool basket
- 4-wheel dolly with non-marking wheels and tank drain

Includes: 1 1/2" 11-piece accessory package and filter kit with abrasive resistant HEPA cartridge filter



Model No.	Tank Cap. Gal/L	Tank Type	Peak HP	CFM	Electrical 120 V 60 Hz	Sealed Pressure"	Cord Length'	Wt. lbs.
JG614	10/37.8	Stainless	3.0	109	11A	105	35	51
NG337	20/75.7	Stainless	3.0	109	11 A	100	35	62

shop-vac

INDUSTRIAL VACUUMS

CONTRACTOR WET/DRY VACUUMS 6 & 6.5 HP SINGLE-STAGE MOTOR

CONTRACTOR VACUUMS

- Wet/dry vacuum with double filtration system
- Automatic float shutoff prevents wet pick up overflow
- 11.5-gallon stainless steel tank, convenient top and side carrying handles with a handy cord wrap
- Some assembly required

Includes: 1 1/2" accessory kit: 12' (3.66 m) flexible hose, two metal wands, 14" (35.56 cm) metal nozzle with detachable brush and squeegee, reusable dry filter (NG351), foam filter (NC252), disposable collector filter bag (NC238), rugged 3-wheel base with handle

Model No. NI650



INDUSTRIAL SR WET/DRY VACUUMS

- Multi-purpose vacuum with switch reluctance technology
- No motor brushes
- Up to 5000 hours of run time
- Rugged motor is warranted for 10 years
- Some assembly required

Includes: 2 1/2" 11-piece accessory kit and filter kit

Model No. JC139



Model No.	Tank Cap. Gal/L	Tank Type	Peak HP	CFM	Electrical 120 V 60 Hz	Sealed Pressure"	Cord Length'	Wt. lbs.
NI650	11.5/52.3	Stainless Steel	6.0	181	9.3 A	63	18	39
JC139	15/68	Poly	-	235	12 A	75	18	40

shop-vac

LIGHT CONTRACTOR WET/DRY VACUUMS – SINGLE STAGE MOTOR

CONTRACTOR/INDUSTRIAL 10 US GAL. WET/DRY VAC 6.5 PEAK HP

- Medium capacity stainless steel wet/dry vac is ideal for contractors and industrial applications
- Features: Stainless steel tank, 3-wheel dolly with transport handle, Lock-On® hose system, convertible blower port, cord wrap and top and side carry handles
- Also available in 15 US Gal. capacity – Model No. JD442 with metal accessories
- Some assembly required

Includes: 7-piece 1 1/2" accessory kit, high efficiency collector bag and ultra web cartridge filter

Model No. JD441

Model No. JD442



JD441

MEDIUM CAPACITY WET/DRY VACUUM 5 PEAK HP

- Medium capacity wet/dry vac for the toughest cleaning needs
- Features: Tool basket, tank drain, Lock-On® hose system, convertible blower port, cord wrap and top and side carry handles

Includes: 7-9-piece 1 1/2" accessory kit, high efficiency collector bag and ultra web cartridge filter

Model No. JD434



JD434

PORTABLE WET/DRY VACUUM 5.5 PEAK HP

- Portable and lightweight, this wet/dry vac is ideal for contractors and DIY
- Features: Lightweight portable design, Lock-On® hose system, convertible blower port, cord wrap and 20' cord

Includes: 3-piece 1 1/2" accessory kit, high efficiency collector bag and ultra web cartridge filter

Model No. JD436



JD436

Model No.	Tank Cap. Gal/L	Tank Type	Peak HP	CFM	Electrical 120 V 60 Hz	Sealed Pressure"	Cord Length'	Wt. lbs.
JD441	10/37.8	Stainless	6.5	195	12 A	60	18	36
JD442	15/56.8	Stainless	6.5	195	12 A	60	18	49
JD434	12/45.5	Poly	5	190	11.3 A	59	18	27
JD436	5/18.9	Poly	5.5	195	11.5 A	59	20	17

shop-vac

FACTORY INDUSTRIAL 44-GALLON DRUM VACUUMS

- 3.0 peak HP two-stage motor
- Large 44-gallon capacity and industrial head assembly built to handle the toughest jobs
- NG343 converts your steel drum into a wet/dry vacuum
- Heavy-duty dolly with NG342 only

Includes: 1 1/2" 4-piece accessory kit

Model No. NG342

Model No. NG343



NG343

NG342

Model No.	Tank Cap. Gal/L	Tank Type	Peak HP	CFM	Electrical 120 V 60 Hz	Sealed Pressure"	Cord Length'	Wt. lbs.
NG342	44/204.5	Metal	3	109	11 A	100	18	82
NG343	Head Assembly	N/A	3	109	11 A	100	-	30
NC099					Shop Sweeper			50

SHOP SWEEPERS

- A time saving system for ridding large areas of litter
- 27" wide sweeping path cleans machine shops, factories, shipping and parking areas
- Does not require a motor or batteries to operate
- Can be used indoors/outdoors
- Lightweight structural foam frame has a large 1.4 cu. ft. capacity hopper
- Polypropylene main and side brooms adjust for different surfaces

Model No. NC099



NC099

shop-vac

INDUSTRIAL VACUUMS

INDUSTRIAL PUMP VACUUMS, 6.5 PEAK HP MOTOR

- Industrial-duty pump vac can vacuum water quickly and easily
- 16-gallon (60.5L) poly tank empties itself using any standard garden hose (not included)
- Converts from wet/dry vac to pump-out operation
- Quiet vac pumps water up to heights of 50' (15m)
- Excellent for flooded basements, warehouses, hot tubs or spas

Includes: Both 1 1/4" 4-piece accessory kit and filter kit and 2 1/2" 8-piece accessory and filter kit

Model No. JG611

Also available in 20 gallon version

Model No. JG617



shop-vac

INDUSTRIAL WET/DRY VACUUMS, LONG LIFE MOTOR

- 2-Stage, long life motor
- 12-gallon stainless steel tank with drain
- 4-wheel dolly with transport handle
- Lock-On® hose system
- 5 years motor warranty

Includes: 7-piece 1 1/2" accessory and filter kit

Model No. JG612

Also available in 14-gallon version

Model No. JG618



shop-vac

Model No.	Tank Cap. US Gallons	Tank Type	Peak HP	CFM	Electrical 120V 60Hz	Sealed Pressure"	Cord Length'	Wt. lbs.
JG611	16/60.5	Poly	6.5	200	12 A	60	18	36
JG617	20/75.7	Poly	6.5	200	12 A	60	18	37
JG612	12/45.5	Stainless	2	100	8 A	80	18	36
JG618	14/53	Stainless	6.5	200	12 A	60	18	43

ACCESSORIES 1 1/2"

Model No.	Description	Model No.	Description
NC226	12' wands for overhead cleaning	NC219	14" metal master nozzle attachments required
NC218	51" chrome extension wands w/tool lock (2 pcs.)	NC243	14" squeegee shoe single blade
NC225	48" chrome extension wands fits NC218 only	NC220	14" squeegee shoe double blade
NG626	Metal extension wand (2 pcs.)	NC221	14" rug shoe
NC208*	27" crevice tool	NC222	14" brush shoe for dry floor cleaning
NC207*	15" crevice tool	NC277	Elbow joint 2 1/2"
NC228	Overhead pipe tool	NG627	Polypropylene master nozzle
NC242	3" metal round brush for irregular surfaces	NG628	Polypropylene squeegee
		NG629	Polypropylene carpet shoe

* Does not fit extension wands, to be used with hoses

ACCESSORIES 1 1/4"

Model No.	Description	Model No.	Description
JD449	Flexible crevice tool	NC264	Dual surface nozzle
JD450	Soft bristle brush	JD446	Wands (3-pieces)
JD451	Firm bristle brush	JD447	8' hose
NI903	Claw utility nozzle (fits all sizes)	JD448	Cleaning kit (3-pieces)

FILTERS & FILTER BAGS

Model No.	Description	Model No.	Description
NC196	Cloth filter bag. Fits all shop vacs	NC238	Collector filter bags for 8 to 11.5 gal. (3 pkg.)
NG350	Collector bags for Brute® (3 pkg.)	NC252	Foam filter sleeve, fits all wet/dry shop vacs
NG351	Re-usable filters. Fits all shop vacs	NG358*	High quality collector bags for 4 to 6.5 gal. (5 pkg.)
NG352	Filter, polyester. Fits all shop vacs	NG359*	High quality collector bags for 8 to 11.5 gal. (5 pkg.)
NC202	Collector bags for Hippo® (5 pkg.)	NG360*	High quality collector bags for 12 to 17.5 gal. (5 pkg.)
NC217	Cartridge filter. Fits all shop vacs	NI530*	Cleanstream® filter, fits all wet/dry shop vacs
NG354	Filter, polyester 11" diameter	NI735	Ultra Web Cartridge Filter
NG355	Filter, polyester 14" diameter	NI736	Cleanstream® Abrasive resistant filter
NG356	Filter, polyester 16" diameter		
NC236	Collector filter bags for 4 to 6.5 gal. (3 pkg.)		
NC237	Collector filter bags for 12 to 17.5 gal. (3 pkg.)		

* 95% efficient @ 0.1 micron particle size



HOSES

Model No.	Description	Size	Colour
NG361	w/Curved wand, Brute® only	1 1/4" x 6'	-
NC215	w/Swivel end (crushproof)	1 1/2" x 25'	Black
NC223	Standard hose	1 1/4" x 18'	Black
NG363*	w/Threaded locking swivel	1 1/2" x 12"	Black
NG364*	w/Wire for Hippo®	1 1/4" x 6'	Black
NG365	Standard hose	2 1/2" x 6'	Black
NG366	w/Curved wand	1 1/4" x 8'	Black
NC249	w/Swivel	1 1/2" x 12'	Black

* Current industrial commercial wet/dry vac only.

AIR MANAGEMENT SYSTEMS

AIR-MOVERS®

- Heavy-duty air mover is designed to quickly dry wet carpets and floors, with a second position for drying ceilings
- 3-speed air control
- Collapsible transport handle
- Units are stackable for easy storage

JC142



MIGHTY MINI™ SHOP VAC® AIR MOVER®

- Designed to quickly dry wet carpets and floors, with a second position for drying ceilings
- 3-speed air control
- Two power outlets
- Units are stackable for easy storage

JC846



PORTABLE AIR CIRCULATOR

- Shop ventilation and cooling, floor and carpet drying, smoke and odor evacuation, storm damage, large area ventilation
- 3 speed system
- Telescopic handle with integrated wheels

shop-air
A Shop-Vac® Company



Model No.	Tank Cap. Gal/L	Tank Type	Peak HP	CFM	Electrical 120 V 60 Hz	Sealed Pressure	Cord Length	Wt. lbs.
JC142	N/A	Poly	N/A	1600	5 A	N/A	30	12
JC846	0.5	Poly	0.5	500	1.5 A	N/A	10	50
JG613	0.5	Stainless	0.5	3000	3.5 A	N/A	30	46

ASHTRAYS

INFINITY™ SMOKING MANAGEMENT SOLUTIONS

- Sophisticated styling and all-metal construction for attractive and efficient smoking litter management
- High-capacity receptacles for heavy traffic areas
- Stainless steel snuff plate minimizes smoldering
- Integrated padlock tabs provide security against tampering and theft
- Weighted bases and bolt-down options for added stability outdoors
- 360° disposal area with domed tops for weather resistance
- Unobstructed funnels to reduce jamming during cigarette disposal

Model No.	Mfg. No.	Description	Diameter"	Height"	Capacity gal.	Colour
JB476	9W31	Base Mount	15.5	39	1.33	Black
JB477	9W32	Wall Mount	11.6	18	0.60	Black
JB478	9W33	Traditional	13	39.1	4.13	Black
JB480	9W33	Traditional	13	39.1	4.13	Pewter
JB481	9W33	Traditional	13	39.1	4.13	Bronze
JB479	9W34	High Capacity	15.4	39.8	6.7	Black
JB482	9W34	High Capacity	15.4	39.8	6.7	Pewter
JB483	9W34	High Capacity	15.4	39.8	6.7	Bronze

JB476

JB477

JB478

JB479



HEAVY-DUTY BUTT CANS

- Rugged heavy-duty fire safe galvanized steel base and neck tube finished in a tough powder coated red paint
- Polyethylene topper with molded-in graphics for cigarette butt disposal
- Self-extinguishing design offers maximum convenience and reduces the risk of fire



Model No.	Mfg. No.	Dim. Dia." x H"	Capacity US Gal	Wt. lbs.
JB906	26810R	11 1/2 x 34	2.5	9.6
JB907	26811R	11 1/2 x 38 1/2	5	10.5

GROUNDSCOOPER™ CIGARETTE WASTE COLLECTORS

- Restricted opening shields cigarette butts from view, weather and reduces oxygen flow quickly extinguishing cigarettes
- Galvanized steel canister securely holds large quantities of cigarette waste
- 2-piece design makes cleaning quick and easy
- Flame-retardant injection-molded plastic will not rust or fade
- Factory Mutual and CSFM approved for fire safety
- Can be bolted or tied to concrete for security
- Dimensions: 12 1/4" L x 12 1/4" W x 39 3/4" H



Model No. NI553
Mfg. No. 2570-88



GROUNDSCOOPER TUSCAN™ CIGARETTE WASTE COLLECTORS

- Column-style design
- Molded-in-colour polymer body with UV inhibitors, will not fade, chip, or rust
- Powder-coated aluminum cap will not burn or melt
- Galvanized steel ash canister
- Heavy steel base plate, will not fall over under windy conditions or if bumped
- Fastener and cable security kit available, NI688
- Dim.: 13" L x 13" W x 38 1/2" H
- Weight: 12.6 lbs.



Model No. NI686 Black
Mfg. No. 9W3000
Model No. NI687 Sand stone
Mfg. No. 9W3000

FASTENER & CABLE SECURITY KITS

Model No. NI688
Mfg. No. 9W2900



EXTERIOR SMOKING RECEPTACLES

- Heavy-duty 18-gauge brushed stainless steel
- Unique lid design protects unit in all weather conditions, eliminating messy clean-ups (NI753 only)
- Corrosion-resistant galvanized steel (22 ga) inner liner
- Tumbler keyed lock secures door
- Dimensions: 7" L x 3" W x 9" H
- Liner capacity: 1 L



NI753

Model No.	Description	Wt. lbs.
NI753	Ashtray with Cover	5
NI746	Ashtray without Cover	4
NI749	Lock and Key Replacement Kit	-
NI756	Replacement Inner Liner	-

EXTERIOR SMOKING RECEPTACLES

- Heavy-duty 18-gauge brushed stainless steel
- Unique lid design on NI743 protects unit from all weather conditions, eliminating messy clean-ups
- Corrosion-resistant galvanized steel (22 ga) inner liner
- Tumbler keyed lock secures door
- Dimensions: 9" L x 5" W x 13 1/2" H
- Liner capacity: 3.3 L
- Optional all-welded construction pedestal allows for floor mounting



NI752

Model No.	Description	Wt. lbs
NI752	Ashtray	11
NI743	Ashtray with Cover	11
NI744	Heavy-Duty Pedestal	18
NI749	Lock and Key Replacement Kit	-
NI755	Replacement Inner Liner	-



ASHTRAYS, SHELTERS & PAINTS

SMOKERS CEASE-FIRE®

- Innovative design limits the flow of oxygen to safely and quickly extinguish cigarettes and reduce the risk of fire
- Low maintenance, high-density polyethylene construction with a flame retardant additive
- UV protection, will not rust, dent, crack or peel - no more unsightly rust rings
- Molded-in graphics clearly identify unit for cigarette butt disposal
- Complete with large 16-qt. (15 L) capacity galvanized steel liner pail for easy cleaning excluding Personal Smokers Cease-Fire®
- FM approved



NH832

NI701



Pewter Grey	Model No. Adobe Beige	Deco Black	Mfg. No.	Description	Dimensions Dia." x H"	Capacity US Gallons	Wt. lbs.
NH832	NI378	NI694	26800	Original Smokers Cease-Fire®	16 1/2 x 38 1/2	4	12
NI701	NI702	NI703	26806	Personal Smokers Cease-Fire®	11 x 30	1	6

CEASE-FIRE® ASHTRAYS

- Specially designed contoured head directs smoke and gas from any fire inside the container back into the combustion area
- Air supply is limited and flames are extinguished in seconds
- Drum bodies made of heavy gauge steel with a grey enamel exterior and a rust preventive interior coating
- FM approved, corrosion-free aluminum heads provide easy clean-up and can be used with standard steel drums
- Aluminum heads are also available separately for use with existing metal drums

NC449



Model No.	Mfg. No.	Capacity US Gal.	Dimensions Dia." x H"	Opening Dia."	Wt. lbs.
NC444	26604	4.5	11 7/8 x 14 1/4	5	6
NC445	26606	6	11 3/4 x 17 3/4	5	6
NC446	26612	12	14 1/2 x 23	5 1/4	10
NC447	26615	15	14 1/2 x 27 3/4	5 1/4	12
NC448	26630	30	19 1/4 x 31 3/4	7	28
NC449*	26655	55	23 3/4 x 38 1/2	7 7/8	35

*Drum should be filled 3/4 full only.

REPLACEMENT HEADS

Model No.	Description
NI416	Aluminum Head for 4.5 and 6-Gallon Receptacles
NI417	Aluminum Head for 12 and 15-Gallon Receptacles
NI418	Aluminum Head for 30-Gallon Receptacles
NI419	Aluminum Head for 55-Gallon Receptacles

OUTDOOR POLY SHELTERS

- Provides great protection for anything from the outdoor elements
- 2-wall design can be used as a windbreaker for entrances to buildings
- Use as a smoking shelter to provide protection for up to six people with seating for four
- Sand (**not included**) ballast base prevents the need for anchoring to a cement slab
- Unique 2-piece design is easy to install and relocate on any flat surface
- Durable 4-season rigid polyethylene construction is virtually maintenance-free
- Available in 3-wall design and 2-wall design to meet smoking regulations for most areas
- Dimensions: 7' L x 6' W x 7' H
- F.O.B. Valleyfield, Quebec



MK672

Model No.	No. of Walls	Colour	Wt. lbs.
MK672	3	Beige	465
MK673	2	Beige	455
MK710	3	Grey	465
MK711	2	Grey	455

RUST TOUGH® ACRYLIC ENAMEL

AEROSOLS

- Complete coverage with one coat
- Dries to touch in 25 minutes; dries to handle in 1 hour
- Ideal for small touch-up jobs, painting irregular shapes or covering hard-to-reach areas
- For both indoor and outdoor use
- Tough, high-gloss finish resists chipping and peeling
- 20-oz. cans • Case qty: 6 cans

NOTE: Not recommended for immersion.




Model No.	Colour
NA356	Flat Black
NA386	Flat White
NA360	Gloss Black
NA393	Gloss White
NA273	Safety Blue (OSHA)
NA286	Safety Green (OSHA)
NA322	Safety Orange (OSHA)
NA330	Safety Red (OSHA)
NA302	Safety Yellow (OSHA)
NA382	Dk Machine Grey (Asa-49)
NA368	Lt Machinery Grey (Asa-61)
NA264	Aluminum
NA277	Deep Blue
NA342	Tan

PRIMERS

NA364	Grey Primer
NA338	Red Oxide Primer
NA375	Zinc Rich Cold Galvanized Primer

PRIMERS



NOTE: Actual paint colours may vary

ECO-GUARD™ LATEX SPRAY PAINT

- Latex (not water-reducible) paint provides a high gloss and excellent colour retention appearance
- Low odour, contents under pressure formula and MIR compliant make it the safest paint to use indoor or outdoor
- Soap and water clean-up
- Dries fast; in just 20 minutes to the touch
- Other colours are available
- 12-oz. cans
- Case Qty: 12 cans

Use on: metal, wood, masonry, plaster, most plastics, plastic foam and wicker



Model No.	Colour
NI464	Red (OSHA)
NI465	Orange (OSHA)
NI466	Yellow (OSHA)
NI467	Blue (OSHA)
NI468	Gloss white
NI469	Satin Grey
NI471	Max Flat Black
NI470	Grey Primer



NOTE: Actual paint colours may vary

FANS

CEILING FANS

- A major source of untapped energy is available at the ceiling in most industrial and commercial buildings
- Air stratification causes heat build-up at the ceiling as much as 25 °F or more above floor level temperatures
- By installing ceiling fans, this warm air can be recirculated down to floor level to maintain a uniform air temperature from floor to ceiling
- The result saving can be as much as 30%
- When ceiling fans are used for cooling people during the summer, they should be spaced 15' to 20' apart in the occupied area
- In warehouse storage areas, best results will be obtained if fans are mounted over aisle ways
- Fans should not be mounted less than 10' above the floor, the use of a safety cable is required on all ceiling fans

MARK I


- 1-year commercial warranty

MARK VI

- 2-year commercial warranty

JETPROOF

- Moisture and dust resistant
- Preassembled with watertight power cord and safety cable
- 2-year commercial warranty



Airmaster® Fan Company

Model No.	Blade"	Fan Style	Down Length"	CFM	RPM	Voltage	Amps	Watts Full Speed	Wt. lbs.
EA357	56	Mark I	30/15	26 400	290	120	0.52	62	15
EA358	56	Mark VI	32/14	32 900	311	120	1.12	120	17
EA359	56	Mark VI	30/15	39 600	320	277	1.2	125	16
EA362	56	Jetproof (JP-CP)	24	32 900	311	115	1.12	120	16

Note: Safety cable included. Cord and plug not provided, must be hard wired, wiring must conform to all national, state and local code (except **EA362**).

ACCESSORIES

Model No.	Description	Wt. lbs.
CONTROLS FOR CEILING FANS		
EA363	Variable speed control regulates 1 to 6 fans. Not to exceed a maximum amp draw of 6 amps	1
EA364	Variable speed control regulates 7 to 12 fans. Not to exceed a maximum amp draw of 10 amps	1
EA365	Variable speed control, 277 V, regulates 1 to 3 fans. 1.5 Amps	1
GUARD KIT & MESH COVER FOR 56" FANS		
EA366	61" Dia. nickel chrome-plated top and bottom protective guard kit	21
EA367	Nylon mesh wraparound cover with nylon draw strings	1

SHUTTER FANS

- 115 V motor 1-phase
- Totally enclosed motor
- Direct drive, low pressure
- Fully assembled, ready to install
- 24" and 30": 3 speeds with pull chain motor, plug and cord included
- Rear guard meets OSHA standards



Airmaster® Fan Company

Model No.	Fan Dia."	HP	0" S.P. CFM	1/8"S.P. CFM	A"	B"	F"	Dimensions				Panel" (square)	Wall Opening" (square)	Wt. lbs.
EA368	7	1/30	121	60	11.1	4	4	8.06	2.38	8	3	11 1/8	8 1/2	10
EA369	10	1/30	611	318	13.1	6	6	8.06	2.38	10	3	13 1/8	10 1/2	10
EA370	12	1/30	815	490	15.1	8	8	8.06	2.38	12	3	15 1/8	13	12
EA371	16	1/20	1216	765	19.1	12	12	9.06	2.38	16	4	19 1/8	17	20
EA372	18	1/15	1877	752	21.1	14	14	11	2.5	18	4.8	21 1/8	18 1/2	25
EA373	20	1/15	2235	920	23.1	16	16	11	2.5	20	4.8	23 1/8	20 1/2	35
EA374	24	1/4	3214	2015	27.1	20	20	12.7	3	24	5	27 1/8	25	48
EA375	30	1/4	4970	3510	33.1	26	26	12.7	3	30	5	33 1/8	30 1/2	57

36" BELT DRIVE DRUM FANS

- 115 V, 1/2 HP, 2-speed, 1-phase, ball bearing motor
- 3-bladed aluminum propellers
- 2-speed rocker switch
- Epoxy-coated barrel and steel resilient mounted guards
- Steel wheels with rubber tires
- Easy grip handle with cord wrap
- 10' cord with 3-prong plug
- Tilttable
- CFM: 7800 (high), 5300 (low)
- RPM: 660 (high), 450 (low)
- Weight: 116 lbs.

2-YEAR WARRANTY



Airmaster® Fan Company

Model No. EA318

42" BELT DRIVE DRUM FANS

- 115 V, 1 HP, 2-speed, 1-phase, ball bearing motor
- Motor out of air stream – stays clean
- Aluminum 4-bladed propellers
- Rocker switch
- Epoxy-coated steel spiral, resilient mount guards
- Steel hubbed wheels, swivel locking casters
- 20 gauge roll form epoxy-coated housing
- 10', 3-conductor cord and plug
- CFM: 17 000 (high), 9558 (low)
- RPM: 430 (high), 285 (low)
- Quiet operation: 75 dB (high), 67 dB (low)
- Weight: 130 lbs.

2-YEAR WARRANTY




Airmaster® Fan Company

Model No. EA319

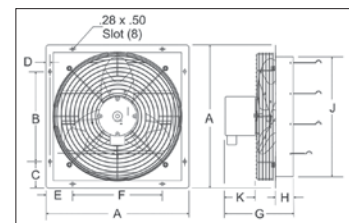
48" BELT DRIVE DRUM FANS

- 115 V, 1 HP, 1-speed motor
- 4-bladed steel propellers
- Epoxy coated steel spiral, resilient mount guards
- Steel wheels with rubber tires
- Front leg bracket, pull handle
- 12' three-conductor SJT type cord with switch
- CFM: 17 173
- RPM: 385
- Weight: 165 lbs.
- Comes fully assembled

Model No. EA320



Airmaster® Fan Company



20" HIGH VELOCITY PEDESTAL FANS

- Rugged all-metal construction
- 1/4 HP, 120 V, 60 Hz, 150 W, 3-speed motor
- CFM: 5950 (high), 4550 (med), 3850 (low)
- Adjustable pedestal base
- 6' grounded power cord
- Weight: 36 lbs.
- 1-year warranty

Model No. EA289



LIGHT INDUSTRIAL DIRECT DRIVE DRUM FANS

- 120 V/60 Hz, 2-speed motor
- All-metal construction, painted black
- 6' SJT power cord
- 6" casters with easy moving handle
- 1-year warranty



Model No.	Blade"	HP	Watts	High	Low	Wt. lbs.
EA286	28	2/5	290	8050	6500	22
EA288	36	3/5	405	11 200	9100	30.5



24" ROLL-ABOUT FANS

- 120 V, 1/5 HP, 3-speed motor
- Cart mounted fan for increased air circulation and optimal mobility
- Can be tilted/ positioned to maximize ventilation
- Cart and frame configuration provide stable quiet operation
- CFM: 8550 (high), 7770 (medium) 7040 (low)
- 1-year warranty

Model No. EA476



INDUSTRIAL AIR CIRCULATING FANS

- 115 V, 1-phase, 3-speed, totally enclosed air over ball bearing motor
- Adjustable pedestal (43"-63")
- Base diameter: 26" (non-oscillating) and 32" (oscillating)
- Wall/ceiling mounts with safety cable included
- 15' cord and 3-prong plug included
- RPM: 1100 (high), 800 (med), 600 (low)
- A safety cable kit is included in all overhead mounted air circulators to prevent the fan from falling if accidentally struck or mounting fails
- 2-year warranty



Airmaster® Fan Company

Model No.	Description	HP	F.L. Amps	High	Med	Low	Wt. lbs.
OSCILLATING							
EA311	24" Pedestal	1/3	3.2	4400	3460	2460	78
EA315	30" Pedestal	1/3	3.2	6100	4400	2700	95
EA313	24" Wall Mount	1/3	3.2	4400	3460	2460	46
EA317	30" Wall Mount	1/3	3.2	6100	4400	2700	57
NON-OSCILLATING							
EA310	24" Pedestal	1/4	3.5	4400	3460	2460	82
EA314	30" Pedestal	1/4	3.5	6100	4400	2700	87
EA312	24" Wall Mount	1/4	3.5	4400	3460	2460	42
EA316	30" Wall Mount	1/4	3.5	6100	4400	2700	49



OFFICE FANS

- Light-duty, best suited for office environments



Model No.	Description
EA304	6" Clip-on/Desktop, 2-speed
EA305	12" Desk Oscillating, 3-speed
EA306	16" Desk Oscillating, 3-speed
EA526	16" Wall Oscillating, 3-speed
EA551	18" Pedestal Oscillating, 3-speed

EA526

EA305

EA551



Convertible desk clip feature

20" BOX FANS

- 3-speed control
- Five slim blades
- Fully assembled and ready to use
- Weight: 9.92 lbs.

Model No. EA527



HIGH VELOCITY FLOOR FANS

- 120 V/60 Hz, 1/4 HP, 3-speed motor
- All-metal construction, chrome grill and base
- CFM: 4725 (high), 3850 (med), 2975 (low)

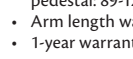


Model No.	Dia."	Wt. lbs.
EA528	16	10
EA290	18	16.18



LIGHT INDUSTRIAL-DUTY AIR CIRCULATING FANS

- 120 V/60 Hz, 2-speed motor
- All-metal construction, chrome grill stand and base painted black
- Can be used in oscillating or non-oscillating mode
- Pedestal models feature adjustable height and heavy-duty round base for added stability
- 6' SJT power cord
- Stem length pedestal: 89-124 cm
- Arm length wall: 32 cm
- 1-year warranty



EA284



EA282

Model No.	Description	HP	CFM High	Low	Wt. lbs.
OSCILLATING					
EA282	26" Pedestal	1/5	7525	4050	26.5
EA283	30" Pedestal	1/3	8778	6780	31
EA284	26" Wall Mount	1/5	7525	4050	25
NON-OSCILLATING					
EA571	30" Pedestal	1/3	8400	6650	31

HEATERS

PORTABLE OPEN COIL HEATERS

- Two heat settings (1500 W and 1000 W) provide full comfort and efficient operation
- Fully adjustable automatic thermostat
- Safety overload switch
- Power signal light
- Top-mounted handle and controls
- Grounded plug and controls
- 7.67" L x 8.38" W x 6.1" H



Model No.	Volts	Watts	BTU/H	Amps
EA469	120	1000/1500	3410/5120	8.3/12.5

PORTABLE FAN-FORCED/RADIANT UTILITY HEATERS

- Three heat settings provides full comfort and efficient operation
- 600 W radiant
- 900 W fan-forced
- 1500 W fan-forced and radiant
- Chrome-plated safety grill
- Automatic built-in thermostat
- Ceramic core element
- Tip-over safety switch and thermal limit
- 10.83" L x 12.6" W x 16.54" H



Model No.	Volts	Watts	BTU/H	Amps
EA466	120	600/900/1500	2048/3072/5120	5.0/7.5/12.5

OIL-FILLED HEATERS

- 1500-W, 7-fin, oil-filled heater
- Three heat settings provide full comfort and efficient operation
- Adjustable thermostat
- Built-in over heating protection
- 120 V

Model No. EA612



RADIANT PLUG-IN UNDER DESK HEATERS

- Safe comfortable radiant heat
- Extremely economical to operate, only draws 1.4 A
- Will not effect computer work stations
- Lighted on-off kick switch
- Built-in safety tip-over switch
- **Includes:** Velcro tabs and wire support hardware for easy installation

Model No.	Volts	Watts	Amps	Dim"
BA960	120	170	1.4	15 x 22 x 1



SINGLE TANK-TOP RADIANT HEATER

- Efficient, heats radiantly, directly, no loss of heat to the air
- Fast, reaches full output in seconds
- Economical, no electricity required
- Convenient, fully assembled, ready to use
- Quiet, no noisy annoying blowers
- Durable, made of rugged quality materials
- Problem-free, no moving parts, minimum maintenance
- For outdoor use only
- Variable BTU's: 8, 12 and 15000 BTU/hr
- Adjustable heat control: high, medium, low regulator
- Safe: heater shuts off automatically with loss of flame
- Ready to use: mounts directly to a 5 to 20-lb. propane cylinder (not included)
- Operating time: high, up to 30 hours on a 20-lb. cylinder
- Weight: 3.3 lbs.

Model No. EA291



PORTABLE CERAMIC HEATERS

- Two heat settings (1500 W and 750 W) provide full comfort and efficient operation
- Adjustable thermostat
- PTC heating element
- Tip over safety switch and thermal safety fuse



Model No.	Volts	Watts	BTU/H	Amps
EA599	120	750/1500	2560/5200	6.25/12.5

PORTABLE FAN-FORCED UTILITY HEATERS

- Two heat settings (1300 W and 1500 W) provide full comfort and economic operation
- Adjustable thermostat
- Fan-only setting
- Tip over safety switch
- Built-in carrying handle with front safety guards



Model No.	Volts	Watts	BTU/H	Amps
EA598	120	1300/1500	4435/5120	10.8/12.5

PORTABLE FAN-FORCED CONVECTION HEATERS

- Two heat settings (1500 W and 750 W) provide full comfort and efficient operation
- Adjustable thermostat
- Wide-angle oscillation
- Tip over safety switch and thermal limit control



Model No.	Volts	Watts	BTU/H	Amps
EA597	120	750/1500	2560/5200	6.25/12.5

CONTRACTOR HEATERS

- Permanently lubricated motor
- Built-in thermostat
- Safety high temperature limit
- Steel spiral fin brazed to metal sheath elements for maximum heat transfer
- 6' heavy-duty cord
- Built-in handle/cord storage
- 12.8" L x 13.39" W x 15.87" H



Model No.	Volts	PH	Watts	BTU/H	Amps	Plug Type
EA477	240/208	1	5600	19 100	23.3/20.24	#6-30P
EA561	240	1	4800	16 380	20	#6-30P

HEAVY-DUTY CEILING MOUNT HEATERS

- Rugged heavy-duty industrial heater
- Multi wattage covering 2500-5000 W (2500 W, 3332 W, 4165 W, 5000 W)
- Built-in ceiling bracket for easy mounting
- Automatic fan delay
- 240 V

Model No. EA532



EXTENSIONS CORDS & PLUGS

OUTDOOR VINYL EXTENSION CORDS

- Designed for industrial and contractor use
- Vinyl jacket protects against rough use, chemicals and moisture, and provides added flexibility
- Molded-on and bonded plugs and connectors resist breaking

XC485



aurora tools®  

3-CONDUCTOR SJTW, 300-VOLT GROUNDING

Model No.	Length'	AWG	Amps	Watts	Colour
HEAVY-DUTY					
XC482	25	14/3	15	1875	Orange
XC483	50	14/3	15	1875	Orange
XC484	100	14/3	13	1625	Orange
EXTRA HEAVY-DUTY					
XC485	25	12/3	15	1875	Yellow
XC486	50	12/3	15	1875	Yellow
XC487	100	12/3	15	1875	Yellow

OUTDOOR VINYL EXTENSION CORDS WITH LIGHT INDICATOR

- Designed for industrial and contractor use
- Vinyl jacket protects against rough use, chemicals, and moisture
- Ultra flexible cord
- Lighted connectors allow you to see when the power is in use
- Molded-on and bonded plugs and connectors resist breaking
- Water resistant and flame retardant

XC494



aurora tools®  

3-CONDUCTOR SJTOW, 300-VOLT GROUNDING, OIL RESISTANT

Model No.	Length'	AWG	Amps	Watts	Colour
EXTRA HEAVY-DUTY					
XC494	25	12/3	15	1875	Yellow
XC495	50	12/3	15	1875	Yellow
XC496	100	12/3	15	1875	Yellow

OUTDOOR VINYL TRIPLE TAP EXTENSION CORDS

- Designed for industrial and contractor use
- Vinyl jacket protects against rough use, chemicals, and moisture
- Vinyl jacket provides added flexibility
- Molded-on and bonded plugs and connectors resist breaking

XC491



aurora tools®  

3-CONDUCTOR SJTW, 300-VOLT GROUNDING

Model No.	Length'	AWG	Amps	Watts	Colour
HEAVY-DUTY					
XC488	25	14/3	15	1875	Red
XC489	50	14/3	15	1875	Red
XC490	100	14/3	13	1625	Red
EXTRA HEAVY-DUTY					
XC491	25	12/3	15	1875	Red
XC492	50	12/3	15	1625	Red
XC493	100	12/3	15	1625	Red

INDOOR/OUTDOOR STANDARD-DUTY EXTENSION CORDS

- Designed for light industrial, contractor, and home use
- Durable SJTW jacket protects against ultraviolet rays, chemicals and moisture
- Extremely flexible jacket
- Molded-on and bonded plugs and connectors resist breaking

XC630



aurora tools®  

3-CONDUCTOR SJTW, 125-VOLT GROUNDING

Model No.	Length'	AWG	Amps	Watts	Colour
XC630	10	16/3	13	1625	Orange
XC631	15	16/3	13	1625	Orange
XC632	25	16/3	13	1625	Orange
XC633	50	16/3	13	1625	Orange

ALL WEATHER TPE-RUBBER EXTENSION CORDS WITH LIGHT INDICATOR

- Designed for industrial and contractor use
- All weather jacket provides ultra flexibility and superior performance in extreme climate conditions at temperatures from -50°C to 105°C
- Provides outstanding resistance against rough use, sunlight, chemicals and moisture
- Water resistant and flame retardant
- Lighted connectors allow you to see when the power is in use
- Molded-on and bonded plugs and connectors resist breaking

XC500



aurora tools®  

3-CONDUCTOR SJEOW, 300-VOLT GROUNDING

Model No.	Length'	AWG	Amps	Watts	Colour
HEAVY-DUTY					
XC500	25	14/3	15	1875	Blue/Orange
XC501	50	14/3	15	1875	Blue/Orange
XC502	100	14/3	15	1625	Blue/Orange
EXTRA HEAVY-DUTY					
XC503	25	12/3	15	1875	Blue/Orange
XC504	50	12/3	15	1875	Blue/Orange
XC505	100	12/3	15	1875	Blue/Orange

PLUGS & CONNECTORS

- Commercial specification grade straight blade plugs and connectors
- Moisture, chemical and abuse-resistant
- Ideal for indoor and outdoor use
- Deep-slotted, backed-out terminal screws draw backwire clamps securely over stripped leads for maximum conductivity

XA778



NEMA CONFIGURATION



NEMA 5-15P NEMA 5-15R

LEVITON®

15 A 125-VOLT 2-POLE 3-WIRE GROUNDING

Model No.	Mfg. No.	Description	Cord Diameter"	Wire Gauge stranded	Colour
XA778	515PV	PVC Grounding Plug	0.245-0.655	No.18-3 through 12-3 cords	Yellow
XA779	515CV	PVC Grounding Connector High Visibility Yellow EPTR Body	0.245-0.655	No.18-3 through 12-3 cords	Yellow

EXTENSION CORDS & SPOTLIGHTS

ARCTIC BLUE™ ALL-WEATHER TPE-RUBBER LITE END EXTENSION CORDS

Arctic Blue™ all-weather Prime-Flex2™ TPE-rubber triple tap extension cords are designed for use by contractors and industrial personnel, providing an all-weather cordset made for outstanding performance in extreme climate conditions at temperatures from -58°F to 221°F.

Arctic Blue™ TPE-rubber cordsets offer superior resistance to ozone, oils, chemicals and rough handling. Flame retardant and water resistant. Certified for sale in Canada by an accredited certification body.



XB904



NEMA 5-15R



XB895



NEMA 5-15P



NEMA 5-15R



SINGLE-OUTLET SJEO, 300-VOLT GROUNDING

Model No.	Length'	AWG	Amps	Watts	Colour
HEAVY-DUTY					
XB894	25	14/3	15	1875	Blue/Orange
XB895	50	14/3	15	1875	Blue/Orange
XB896	100	14/3	13	1625	Blue/Orange
EXTRA HEAVY-DUTY					
XB897	25	12/3	15	1875	Blue/Orange
XB898	50	12/3	15	1875	Blue/Orange
XB899	100	12/3	15	1875	Blue/Orange

TRIPLE-TAP SJEO, 300-VOLT GROUNDING

Model No.	Length'	AWG	Amps	Watts	Colour
EXTRA HEAVY-DUTY					
XB902	25	12/3	15	1875	Blue/Orange
XB903	50	12/3	15	1875	Blue/Orange
XB904	100	12/3	15	1875	Blue/Orange

RECHARGEABLE SPOTLIGHTS

- 19 super bright LED lights
- Lightweight design
- Rugged impact resistant housing
- 2.5 million candle power
- 10-hour run time with full charge
- Comes with 110 V adaptor and 12 V car plug
- Certified for sale in Canada by an accredited certification body

Model No. XC668



MINI LED FLASHLIGHTS

- Nine ultra bright LED lights
- 25 lumens
- High-strength aluminum casing
- On/Off switch
- Lightweight design
- Rugged impact resistant housing
- Includes wrist strap and three AAA alkaline batteries
- Certified for sale in Canada by an accredited certification body

Model No. XD079



BOOSTER CABLES

- Clamp design fits on both top-post and side-post batteries
- Cable remains flexible in temperatures as low as -40°C
- Tangle-free



Model No.	Wire Gauge	Amps	Length'
XE494	8	150	10
XE495	6	400	16
XE496	4	400	20
XE497	2	400	20

WOBBLELIGHT® SELF-RIGHTING WORK LIGHTS

Bright and dependable, the self righting Wobblelight® delivers maximum light output in a highly durable and portable package with no hot surfaces.

- Ideal anywhere temporary high-output lighting is needed, such as indoor and outdoor construction sites, manufacturing, plant maintenance, fire and rescue
- Floating shock system protects bulb from impact
- Counter-weighted self righting design
- 360° lighting output adjustable to 180° with optional reflector
- Optional nylon reflector shield allows you to maintain 100% light source and focus it
- Internal ventilation system keeps light cool to the touch
- No set up – plugs into 120 VAC supply
- XC332 and XC334 include receptacle for connecting units in a series
- Certified for sale in Canada by an accredited certification body

Model No.	Mfg. No.	Description	Light Output Lumens	Lighting Area
XC746*	WL85F	85 W Fluorescent, 27" High	5000	15-25'
XC332	WL175MH	175 W Metal Halide, 36" High	15 000	30-42'
XC334	WL400MH	400 W Metal Halide, 36" High	40 000	78-110'

ACCESSORIES

Model No.	Mfg. No.	Description
XC747*	WL62230	180° Arc Reflector Shield for XC746
XC335	WL52230	180° Arc Reflector Shield for XC332 and XC334
XC749	111810	Replacement Transparent Dome w/Cap for XC746
XC453	111801	Replacement Transparent Dome w/Cap for XC332 and XC334

REPLACEMENT BULBS

XC748*	WL62260	Replacement Bulb for XC746
XB213	M175/U	Replacement Bulb for XC332
XC454	M400/U/ET18	Replacement Bulb for XC334

*Energy efficient



XC746



XC332



Arc Reflector Shield
XC335

WORK LIGHTS & FLASHLIGHTS

MAG CHARGER® RECHARGEABLE LED SYSTEM FLASHLIGHTS

- High-tech metallic reflector, combined with a tempered glass lens that delivers superior optical performance
- Durable sleek black finish, hard-anodizing inside and out for improved durability
- O-ring sealed throughout for resistance to weather and harsh environmental conditions
- Precision machined high-strength aluminum alloy case
- Individually serial numbered for identification
- NiMH rechargeable battery offers 434 m powerful projecting LED adjustable beam
- 643 lumens lasting 17 hours at low setting or 4 hours at high setting
- Quick access to your preferred functions: Full power, Power save (25%) Strobe (5/sec), SOS (Int'l Morse code), Momentary On/Off
- Length: 12 1/2"
- Weight: 2 lbs.

XD007 System (V4) Includes:

Mag Charger® flashlight, charging cradle, NiMH rechargeable battery pack, two mounting brackets, 120 V converter, mobile power adapter (12 V)



MAGLITE® LED

Use the **XD007** rechargeable system just as it is (see Function Set #1 Standard) or personalize it to meet your own needs by choosing one of the other function sets in the chart shown below.

	Function Set 1 (standard)	Function Set 2	Function Set 3	Function Set 4
1 Click	Full Power	Full Power	Momentary	Momentary
2 Clicks	Power Save	Power Save	Full Power	Full Power
3 Clicks	Strobe	SOS Signal	Power Save	Strobe

Model No.	Mfg. No.	Description	Lumens
XD007	RL1019	Rechargeable LED System	643
XC849	ARXX235	Replacement NiMH Battery Pack	-

FLASHLIGHTS

- Super bright LED bulb
- Polypropylene body resists grease and chemicals
- Shatterproof lens
- Ribbed non-slip barrel
- Hi-Viz yellow colour for easy visibility
- Batteries not included



aurora tools®

Model No.	Description	Lumens
XC977	Flashlight, 2 AA-cells	28
XC978	Flashlight, 2 D-cells	35

HARD CASE PROFESSIONAL™ 2 AA LED FLASHLIGHTS

- 250 lumens
- Water resistant IPX4
- Shatterproof lens
- Impact resistant steel plate bolted sides
- Run time Hrs.: 5 hrs. high, 30 hrs. low
- Includes 2 long lasting AA Energizer® alkaline batteries
- Beam Distance: 105 meters

Model No. XC234
Mfg. No. TUF2AAPE

Energizer



REPLACEMENT BATTERY, AA, 24/Pkg.
Model No. XB872

MINI MAGLITE® LED & PRO™

- Powerful projecting LED beam that focuses simply by rotating the head
- Balanced Optics™ combines a highly refined reflector with a performance enhanced LED yielding high output intensity
- Intelligent energy source management allows the user to choose the power level
- Multi-mode electronic switch: 100% power, 25% power, blink, SOS
- Length: 6.6"
- MagLite® Pro™ offers latest generation LED
- **Includes:** Two AA size alkaline batteries and belt holster

XC238



XC240



MAGLITE® LED

- Powerful projecting LED beam that focuses spot to flood simply by rotating the head
- Balanced Optics™ combines a highly refined reflector with a performance enhanced LED, for a brilliant adjustable beam
- Intelligent energy source management balances high brightness with extended battery life
- Rugged, machined aluminum construction with knurled design
- Anodized inside and out for improved corrosion resistance
- Water and shock resistant
- Batteries not included

Model No.	Mfg. No.	Description	Lumens	Beam Distance Metres
XC238	SP2201H	Mini Maglite® LED Flashlight, 2 AA Cells	97	145
XC814	SP2P01H	Mini Maglite® LED PRO™ Flashlight, 2 AA Cells	272	163
XC239	ST2D016	Maglite® LED Flashlight, 2 D Cells	168	412
XC240	ST3D016	Maglite® LED Flashlight, 3 D Cells	168	412

BATTERIES

XB872	EN91	Replacement Batteries AA, 24/Pkg.	-	-
XB875	EN95	Replacement Batteries D-Cell, 12/Pkg.	-	-

2 000 000 CANDLEPOWER SPOTLIGHTS

- Quartz halogen beam technology for maximized beam power and distance
- Durable black ABS housing and non-skid rubber bezel
- 12-Volt, 2.8 Amp battery/100-watt quartz halogen bulb
- **XC385** features an internal, memory-free rechargeable battery with 15-20 minutes operating time on a full charge and comes with 110-Volt and 12-Volt charging cords, and a 12-Volt cord for continual powered operation
- **XC408** operates from any standard 12 V cigarette-lighter receptacle



XA385

LIND **E** EQUIPMENT

Model No.	Mfg. No.	Description
XC385	QR-2002	Cordless Rechargeable Spotlight
XC408	QH-2002	Corded Spotlight w/12 V Plug

ENERGIZER® BATTERIES ALKALINE INDUSTRIAL PACKAGING



Sold per package

Model No.	Mfg. No.	Description	Qty /Pkg
XB873	EN92	AAA/1.5 V	24
XB872	EN91	AA/1.5 V	24
XB874	EN93	C/1.5 V	12
XB875	EN95	D/1.5 V	12
XB876	EN22	9 V	12

CORD REELS & WORK LIGHTS

BEACON 360° WIDE AREA LED LIGHT

- Light temperature: 4500K (bright white light - no blue tint)
- 13 000 lumens equivalent usable light of a 400 W metal halide
- Environmental rating: IP64 (weatherproof)
- Construction: Cast aluminum housing, polycarbonate lenses
- Switch: On/Off rocker switch
- Weight: 10 lbs. (light head only)
- Height: 14" (light head)
- Diameter: 6" (light head)
- 120 W
- Lighting range: 50'
- Approvals: cETLus portable work light

Model No.	Description
XE636	W/Magnet Mount
XE637	W/Clamp
XE638	W/Tripod

LIND E EQUIPMENT



XE636



XE637



XE638

PORTABLE HALOGEN WORK LIGHTS

- 500-watt halogen work light
- Heat resistant tempered glass face
- Adjustable tilting head
- Halogen bulb included
- Certified for sale in Canada by an accredited certification body

Model No. XC949

REPLACEMENT BULB

Model No. XC951

aurora tools®



TWIN HEAD HALOGEN WORK LIGHTS

- Twin 500-watt halogen lights
- Heat resistant tempered glass face
- Adjustable tripod for desired height
- Extendable tripod legs provide greater stability
- Halogen bulbs included
- Certified for sale in Canada by an accredited certification body

Model No. XC950

REPLACEMENT BULB

Model No. XC951

aurora tools®



WORK REELS

Certified for sale in Canada by an accredited certification body.

INCANDESCENT WORK LIGHT REELS

- Incandescent work lights are rated for 75 W bulbs
- Includes switch and circuit breaker protected convenience outlet
- Grounded metal guard with reflector protects the bulb

EXTENSION REELS

- Triple outlet extension reel with reel circuit breaker

13 W FLUORESCENT WORK LIGHT REELS

- Light output of 900 lumens
- Rugged polycarbonate shield is easily removed for tool-free lamp replacement
- Includes: Switch, hanging hook, and full-length reflector

Model No.	Description
INCANDESCENT WORK LIGHT REELS	
XA640	20' 18/3 SVT Cord, 6 A Rating
XA155	30' 16/3 SJT Cord, 9 A Rating
XA921	50' 18/3 SVT Cord, 6 A Rating
EXTENSION REELS	
XA154	30' 16/3 SJT Cord, 10 A Rating
XB281	30' 14/3 SJT Cord, 13 A Rating
FLUORESCENT WORK LIGHT REELS	
XA289	40' 18/2 SJT Cord
XA412	30' 16/3 SJT Cord, 9 A Outlet in Light

LIND E EQUIPMENT

XA155



XA154



XA289



HAND-HELD FLOOD LIGHTS WITH MAGNET

- 500 W weatherproof fixture
- 8', 16-gauge heavy-duty cord
- Comfortable foam grip
- Powerful 40-lb. pull strength magnet quickly attaches to metal surfaces
- Lights up to 5000 sq. ft.
- Certified for sale in Canada by an accredited certification body

Model No. XA145

REPLACEMENT BULBS

Model No. XC464

LIND E EQUIPMENT



HEAVY-DUTY FLUORESCENT WORK LIGHTS

- Cool running
- Shatter resistant polycarbonate tube
- Moisture and dust resistant
- 25', 18/2 SJTOW cord
- Includes: Enclosed starter switch, rubber end caps, a full-length reflector, and hanging hook
- Certified for sale in Canada by an accredited certification body

Model No. XA146 Twin tube, compact,

13 W, 900 lumens, 10" length

Model No. XA149 Linear tube,

15 W, 920 lumens, 22" length

LIND E EQUIPMENT



RECHARGEABLE LED WORK LIGHTS

- 90 and 160 super bright LED lights
- Lightweight design
- Rugged impact resistant housing
- 3-4 hour run time on full charge
- Includes: Hanging hook, powerful magnet, 110 V adaptor and 12 V car plug
- Certified for sale in Canada by an accredited certification body



XC662

XC661

INCANDESCENT WORK LIGHTS

- Rated for a 100 W bulb
- Protected by heavy-gauge metal guard and reflector
- 14/3 SJTW cord
- Includes: Circuit breaker protected convenience outlet, rated for a full 15 A capacity
- Certified for sale in Canada by an accredited certification body

Model No. XA175 25' cord

Model No. XA918 50' cord

LIND E EQUIPMENT



RECHARGEABLE LED WORK LIGHTS

- 26 super bright LED lights
- 3-4 hour run time with full charge
- Includes: 110 V adaptor and 12 V car plug
- Certified for sale in Canada by an accredited certification body

Model No. XC663



Model No.	No. of LED
XC661	90
XC662	160

MAINTENANCE EQUIPMENT & SUPPLIES

HEAVY-DUTY SHOVELS

- 12-gauge carbon steel blade
- Forward turned step for extra strength
- Ergonomic grip
- Welded fulcrum for added leverage

aurora tools®



Model No.	Description	Handle Type	Blade Size"	O.A. Length"
TLZ466	Round Point	D-Grip, Fibreglass	11 x 9	41
TLZ468	Square Point	D-Grip, Fibreglass	11 x 9	41

STANDARD-DUTY SHOVELS

- 14-gauge tempered steel blade
- Forward turned step for extra strength



aurora tools®

Model No.	Description	Handle Type	Blade Size"	O.A. Length"
NJ098	Square Point	Straight, Wood	8 7/8 x 11 1/2	60
NJ099	Round Point	Straight, Wood	8 7/8 x 11 1/2	60

INDUSTRIAL HOT WATER AQUAGUN®

- Heavy-duty, insulated, poly-clad zinc body
- For use with water temperatures up to 160°F (71°C)
- Solid brass stem and spray adjustment knob for long product life
- Stainless steel locking clip
- Threaded front, with protective cover, for accessory attachment



Model No. NE101
Mfg. No. 465C

melnor

HOT WATER RUBBER HOSES

- Rubber hose made with EPDM, optimized for hot water
- More kink-resistance and higher temperature ratings than vinyl hoses
- Octagonal brass crushproof couplings
- Max. operating temp. and pressure: 160°F at 100 PSI
- 10-year warranty

Garant



Model No.	Mfg. No.	Dimensions
NJ076	9960100	5/8" x 50'
NJ077	9960200	5/8" x 100'

HOSE HANGERS

- Poly hose hanger
- Capacity: 150' hose

Model No. ND038
Mfg. No. 23840

Garant



- Ribbed steel hose hanger
- Capacity: 150' hose

Model No. NE111
Mfg. No. 2383520



BIG WHEEL® CARTS

- 7.5-cu. ft., 300-lb. capacity
- Sturdy, structural foam construction won't rust, dent, chip or peel
- All-plastic, seamless pan design resists leaking and cracking
- Designed for heavy-duty, long-lasting use
- 20" pneumatic wheels
- Black HDPE

Model No. JB500
Mfg. No. FG564200-BLA

Rubbermaid
Commercial Products



WEED'N BUG ELIMINATOR® SPRAYERS

- 1.3, 2.0, 3.0-gallon capacity
- Translucent poly tank
- Poly pump with strong T-handle that stores spray wand
- Thumb-operated spray with on/off lock feature
- Thumb-operated poly spray wand with adjustable cone nozzle
- 33" no-kink Dura-Cril™ hose

1.3 Gallons
Model No. ND663
Mfg. No. 60151

2 Gallons
Model No. NJ086
Mfg. No. 60152

3 Gallons
Model No. ND665
Mfg. No. 60153



hudson

BRASS NOZZLE HAND SPRAYERS

- Chemical resistant poly bottle
- Adjustable brass nozzle for fine mist or straight stream
- Equipped with Viton® seals
- Capacity: 48 oz.

Model No. NJ164



aurora tools®

CONSTRUCTO® POLY SPRAYERS

- 2-gallon capacity
- Stable, six-footed translucent tank with large funnel top
- Metal Roto-Valve™ control valve rotates 360° for ergonomic comfort
- 18" curved brass spray wand
- TeeJet® nozzle tip
- Adjustable brass, flat fan pattern nozzle
- HPP™ high performance pump with easy carry metal D-handle and push rod
- Locking pressure release valve

Model No. NC057
Mfg. No. 90182



ELECTRIC PRESSURE WASHERS

MEDIUM-DUTY PROFESSIONAL

- 1.5 HP Baldor electric motor
- Increases garden hose power to 1000 PSI
- Integrated detergent feed system with adjustable unloader
- High-pressure hose
- 10" pneumatic wheels for easy manoeuvrability

Model No. TEB605
Mfg. No. KC2100EPC
Cleaning Units 2310
Pump Pressure 1000 PSI
Flow Rate 2.1 GPM
Hose Length 30'
Gun/Lance 115 cm
Electric Requirement 120 V, 15 A
Cord Length 23'
Dimensions 23 1/2" x 32 1/2" x 27"
Shipping Weight 95 lbs.



KODIAK
POWER EQUIPMENT

hudson

FUNNELS AND LUBRICATING EQUIPMENT

CALL FOR A QUOTATION WHEN FUNNELS ARE TO BE USED IN FOOD INDUSTRY.

STEEL FUNNELS WITH EXTENSION

Galvanized steel funnel comes with a flexible extension.
1/2" diameter hose for 1-pint model, 3/4" diameter for larger sizes.

Model No.	Cap.	Top Dia."	Hose Spout Length"	Spout Dia."
NB027	1 pint	4 3/4	9	3/8
NB028	1 quart	5 7/8	9	1/2
NB025	1/2 gallon	7 5/8	10	1/2
NB026	1 gallon	8 7/8	12	1/2



STRAINER FUNNELS

Tin strainer funnels have a built-in screen that prevents the flow of harmful particles into the liquid.

Model No.	Cap.	Top Dia."	Body Height"	Spout Height"	Spout Dia."
NB069	1 pint	4 3/4	3 7/16	2 1/16	3/8
NB070	1 quart	5 3/4	4 5/16	2 3/8	1/2
NB067	1/2 gallon	7 1/2	5 5/8	2 11/16	5/8
NB068	1 gallon	8 3/4	6 1/2	3 1/2	3/4



POLYETHYLENE FILTER FUNNELS

- Made of chemical resistant polyethylene
- A screen filter is included

Model No.	Description	Diameter"
YC564	Straight Spout	5
NC991	Straight Spout	9
TYB517	Curved Spout	8
TYB518	Curved Spout	9 1/2



LIQUID MEASURES

FLEXIBLE SPOUTS

Spill proof top. Flexible spout makes it easy to reach difficult areas and hard to reach pouring angles.
8" flexible spout length. 1/2" spout diameter.

Tin Model No.	Top Dia."	Galvanized Model No.	Stainless Model No.	Top Dia."	Cap.
NB082	4 1/4	NB035	NB056	4	1 quart
NB079	4 1/4	NB033	NB052	5	1/2 gallon
NB081	6	NB034	NB054	6	1 gallon



UTILITY FUNNELS

Lightweight tin and galvanized steel funnels are available in capacities from 1 pint to 1 gallon.

Tin Model	Galv. Model	Cap.	Top Dia."	Body Ht."	Spout Ht."	Spout Dia."
NB077	NB031	1 pint	4 3/4	3 7/16	2 1/16	3/8
NB078	NB032	1 quart	5 3/4	4 5/16	2 3/8	1/2
NB075	NB029	1/2 gallon	7 1/2	5 5/8	2 11/16	5/8
NB076	NB030	1 gallon	8 3/4	6 1/2	3 1/2	3/4



DIECAST ALUMINUM SCOOPS

Bowl and handle are cast in one piece for extra heavy-duty use. Ideal for powders and granulated products.

Model No.	Capacity	Bowl Length"	O.A. Length"
NG648	3/4 quart	7 3/4	11 1/4
NG649	1 quart	9	13
NG650	1 1/2 quart	10 1/2	15



SCOOPS

Constructed from heavy-duty white polyethylene or clear polycarbonate resin. Smooth surfaces for easy cleaning.

Model No.	Colour	Cap oz.
NA995	Clear	6
NA996	Clear	32
NA997	White	64
NH294	Clear	64



LIQUID MEASURES

- Translucent high density polyethylene construction
- Comes complete with a polyethylene flexible spout for difficult to reach areas
- Cap on flexible spout and polypropylene lid renders measure spill proof
- Spout length: 7 1/2"
- Spout diameter: 3/4"



GREASE GUNS

LEVERS

- Capacity: 14 oz. (400 g)
- Complete with 6" steel extension and 4-jaw coupler with ball check

aurora tools®

STANDARD-DUTY LEVER

- Develops 6000 PSI

Model No. AC472



HEAVY-DUTY LEVER

- Develops 10000 PSI

Model No. AC473



HEAVY-DUTY PISTOLS

- Capacity: 14 oz. (400 g) grease cartridge or suction fill
- Develops 5000 PSI
- AC475 comes complete with 4" steel extension and 4-jaw coupler with ball check
- AC476 comes complete with 18" flexible hose and 4-jaw coupler with ball check

Model No. AC475
4" steel extension

Model No. AC476
18" flexible hose

aurora tools®



EZEE-LUBE KITS

- Kit comprises of a range of quick-connect lube accessories

Model No. AC492



OIL CANS

- Heavy-gauge tin coated metal
- Premium powder coat finish

aurora tools®



Model No.	Capacity oz.	Spout Length	Spout Type	Pump
LEVER TYPE				
AC514	6	6	Flexible	Steel
AC515	10	6	Flexible	Steel
AC516	16	7	Flexible	Steel
AC592	16	9	Flexible	Steel
AC593	16	9	Rigid	Steel
AC590	23	8	Flexible	Steel
AC594	33	9	Flexible	Steel
AC595	33	9	Rigid	Steel
PISTOL TYPE				
AC588	4	5	Flexible	Steel
AC513	6	5	Flexible	Steel
AC596	6	6	Rigid	Steel
AC599	16	6	Flexible	Steel

PARTS CLEANING EQUIPMENT

WASH TANKS

- Cover opens wide for access
- Self-closing mechanism and fusible link which melts at 165°F and snaps the cover shut in case of fire
- Integral parts basket facilitates washing quantities of small parts quickly
- Can and basket are made of sturdy 24-gauge coated steel
- After cleaning, the basket is positioned at the top of the tank to allow solvent to drain
- Available with polyethylene liner for outstanding chemical resistance to harsh, corrosive chemicals



SM432



Model No.	Mfg. No.	Description	Outside Dimensions Dia." x H"	Approved Regulation	Wt. lbs./kg
WN971	27711	1-Gallon Steel w/Basket	9 3/8 x 10	FM, UL	7/3.2
WN972	27712	2-Gallon Steel w/Basket	11 3/8 x 11 1/4	FM, UL	9/4.1
WN973	27713	3.5-Gallon Steel w/Basket	13 3/4 x 13	FM, UL	12/5.5
WN974	27723	3.5-Gallon Steel w/HDPE Liner and Basket	13 3/4 x 13	FM	14/6.4
SM432	27716	6-Gallon Steel w/Basket	15 5/8 x 14 1/4	FM, UL	16/7.3

RECIRCULATING PARTS WASHERS

- Safety lever has fusible link which shuts cover in case of fire
- Thermally protected 110 V motor and on/off switch
- Durable pump included
- 3-way filtration traps grime
- Flush hose delivers flow of solvent to rinse parts clean, quickly and easily

5-GALLON

Capacity: 3.5 gallons
Motor: 0.25 A
Voltage: 110 V, 1 phase, 60 Hz
Dimensions: 18 1/4" x 13 1/2" x 9"
Height of stand: N/A
Weight: 20 lbs.

Model No. BV742



20-GALLON

Capacity: 12 gallons
Motor: 0.25 A
Voltage: 110 V, 1 phase, 60 Hz
Dimensions: 30 1/2" x 21 1/4" x 10"
Height of stand: 24 1/2"
Weight: 66 lbs.

Model No. BV743



40-GALLON

Capacity: 30 gallons
Motor: 0.25 A
Voltage: 110 V, 1 phase, 60 Hz
Dimensions: 44 1/2" x 21 1/4" x 10 1/2"
Height of stand: 24 1/2"
Weight: 100 lbs.

Model No. BV744



BENCH CANS

- Cleans small parts easily in solvents
- Plated steel dasher is an effective flame arrester
- Made of sturdy 24-gauge coated steel



Model No.	Mfg. No.	Description	Dasher Dia."	Dimensions O.D." x H"	Approved Regulations	Wt. lbs./kg
WN978	10175	1-Quart Steel Can	4 1/2	4 7/8 x 5 1/2	FM	2/0.9
AB491	10295	2-Quart Steel Can	7 1/2	9 3/8 x 3 1/4	FM	4/1.8
AB492	10375	1-Gallon Steel Can	7 1/2	9 3/8 x 4 1/2	FM	5/2.3
AB493	10575	2-Gallon Steel Can	9 3/4	11 1/2 x 5 3/8	FM	8/3.6
AB494	10775	3-Gallon Steel Can	12 1/8	13 1/2 x 6	FM	9/4.1

RINSE TANKS

- Large parts (up to 16" x 35") can be totally immersed
- Heavy-duty, 18-gauge coated steel construction
- 3/4" drain plug for easy solvent replacement
- Tough powder coat paint finish for superior durability and chemical resistance

FLOOR STANDING RINSE TANKS

- Supported on a sturdy stand, 33" height for convenient access whether standing or seated
- Self-closing cover is foot-treadle operated so it can be opened by a worker with both hands full
- Adjustable-rate pneumatic cylinder prevents cover from slamming shut instantly



BENCH TOP RINSE TANKS

- Sit conveniently on work bench or counter for easy access
- Lift-and-latch style cover has fusible link that melts at 165°F and closes the cover in case of fire

SEDIMENT SCREENS

- 26-gauge premium coated steel
- Rests at bottom of tank to catch grime as it settles and allows for easy cleaning during solvent change

Model No.	Mfg. No.	Description	Dimensions L" x W" x D"	Approved Regulations	Wt. lbs./kg
-----------	----------	-------------	----------------------------	----------------------	-------------

FLOOR STANDING RINSE TANK

SM434	27110	11-Gallon Steel	24 x 16 x 8 3/4	FM	60/27
SM433	27220	22-Gallon Steel	35 1/4 x 16 x 12	FM	78/35

BENCH TOP RINSE TANK

SM431	27311	11-Gallon Steel	24 x 16 x 8 3/4	FM	29/13
WN975	27322	22-Gallon Steel	35 1/4 x 16 x 12	FM	48/22

SEDIMENT SCREENS

Model No.	Mfg. No.	Description	Dimensions L" x W" x D"	Approved Regulations	Wt. lbs./kg
SM437	27004	For SM434 and SM431	23 x 13 3/4 x 3/4		3/1.4
SM436	27006	For SM433 and WN975	35 x 13 3/4 x 3/4		4/1.8

PLUNGER CANS

Dispense flammable liquids and solvents safely onto cloths or swabs without waste or exposure.

- Plunger fills upper pan for soaking
- Surplus liquid drains safely back into can
- Brass pump parts resist corrosion
- Steel and polyethylene cans available
- FM approved



SC309



Model No.	Mfg. No.	Description	Capacity	Dimensions Outer Dia." x H"
SA129	10008	Steel Plunger Can	1 Pint	4 7/8 x 6
SA130	10108	Steel Plunger Can	1 Quart	7 1/4 x 6 1/2
SC309	10308	Steel Plunger Can	1 US Gallon	7 1/4 x 11
SC310	14108	Polyethylene Plunger Can	1 Quart	5 1/2 x 9